K-BUS

D A _V2.3

KA/D 0103.1

KA/D 0203.1

KA/D 0403.1

KA/D 04.T1.1

ADTV-04/16.2

KA/D 04.L1.1

ADLD-04/03.1

... ...

KNX/EIB

注意事项

---------- 1
1.1. ---------- 3
1.2. 0 10V DC ---------- 4
1.3. 0/1 10V DC ---------- 5
1.4. 350мА LED ---------- 6
1.5. 4A LED ---------- 8
1.6. 5A ---------- 9
1.7. ---------- 11
---------- 12
2.1. KA/D xx03.1 ---------- 12
2.1.1. ---------- 12
2.1.2. ---------- 13
2.1.3. ---------- 13
2.2. 0 10V DC KA/D 04.T1.1 ---------- 14
2.2.1. ---------- 14
2.3. 0/1 10V DC ADTV-04/16.2 ---------- 15
2.3.1. ---------- 15
2.4. 350мА LED KA/D 04.L1.1 ---------- 16
2.4.1. ---------- 16
2.5. 4A LED ADLD-04/03.1 ---------- 18
2.5.1. ---------- 18
2.6. KA/D 0400.1 5A ADDS-02/05.1 ---------- 19
2.6.1. KA/D 0400.1 ---------- 19
2.6.2. ADDS-02/05.1 ---------- 20
2.7. KA/D xx15.S.1 ---------- 21
2.7.1. ---------- 21
---------- 22
3.1. ---------- 22
3.1.1. KA/D 0103.1 ---------- 22
3.1.2. KA/D 0203.1 ---------- 23
3.1.3. KA/D 0403.1 ---------- 24
3.2. 0 10V DC KA/D 04.T1.1 ---------- 25
3.3. 0/1 10V DC ADTV-04/16.2 ---------- 26

3.4. 350mA LED KA/D 04.L1.1 ---------- 27
3.5. 4A LED ADLD-04/03.1 ---------- 32
3.6. KA/D 0400.1 ----------33
3.7. ADDS-02/05.1 ---------- 35
3.8. ----------36
3.8.1. KA/D 0215.S.1 ----------36
3.8.2. KA/D 0415.S.1 ----------37
----------39
4.1. ---------- 39
4.2. ----------39----------
4.3. ---------- 4---- .3S

3----

k

! 0~10V DC ! 0/1~10V DC ! 350mA LED

! 4A LED ! 4 ! 2 5A ! 2 4 k

! ! k 500W

500W 400W k

k

0~10V DC DC 0-10V 4

23 ECG 23 ECG/18W, 14 ECG/36W, 11

ECG/58W 23 ECG-T5/24W k 230VAC k

0/1~10V DC DC 0/1-10V 4

23 ECG 23 ECG/18W, 14 ECG/36W, 11

ECG/58W 23 ECG-T5/24W k k

350mA LED LED LED k 4

2 k

350mA/700mA 700mA/1050mA k

4A LED LED LED k 4 k

12V~24V DC LED k

4 2 5A k 4

2 2 5A 1000W

k

2 4 k 300W

k k

35 DIN

! ! !

k 1-100%

k

k

VD4 ETS ETS3

k

k

k

k

1.1.

! !

LED ! ! k

k

KNX 230V AC

k

!

15

!

5 k

1.2. 0 10V DC

0~10V DC DC 0-10V 0~10V

0~10V LED !

! k

0~10V DC 4 23 ECG

23 ECG/18W, 14 ECG/36W, 11 ECG/58W 23 ECG-T5/24W k

KNX 230V AC

k

15

!

5 KA/D 0403.1

k

k

1.3. 0/1 10V DC

0/1~10V DC DC 0/1-10V 1~10V 0-10V

1~10V 0-10V LED

! ! k

0/1~10V DC 4 23 ECG

23 ECG/18W, 14 ECG/36W, 11 ECG/58W 23 ECG-T5/24W k

KNX

k

15

!

/

5 ADTV-04/16.2

0-10V 1-10V k

/ k

k

k

k

!

/

5 KA/D 04.L1.1 k

/ k

k

k

1.5. 4A LED

4A LED LED LED 4 k

LED LED ! ! k

KNX

12V~24V DC LED k

!

15

!

/

5 ADLD-04/03.1 k

/ k

k

k

1.6. 5A

2 k 4

2 2 5A 1000W

k

LED

! ! k

k

KNX

KNX k

!

15

!

/

LED

5 KA/D 0403.1

4.9 5.2 k /

k

k

k

1.7.

2 4

k 300W

LED

! ! k

k

KNX 230V A

2.1. KA/D 03.1

2.1.1.

		21-30V DC KNX
		230 V AC 50/60Hz
		4 /2 /1
	KA/D	0403.1/0203.1/0103.1 230 V AC 50/60Hz 4 400W 1 2 500W 5W
	KNX	**KNX**
		2 2 L N
	LED	
	LED	
	IP 20 EN 60 529	
		-5 -C ... + 45 -C
		-25 -C ... + 55 -C -25 -C ... + 70 -C
		<93%,
	35mm DIN	
	90Ô72Ô64	
	90Ô144Ô64 mm 90Ô216Ô64 mm	
CE	**EMC**	
	EIB/KNX	
	0.3	
	0.5kg 0.75kg	

2.1.2.

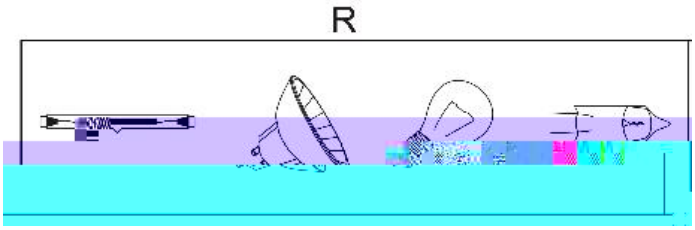

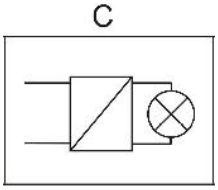

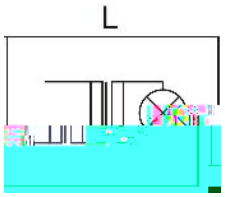

!

k

2.1.3.

k

k

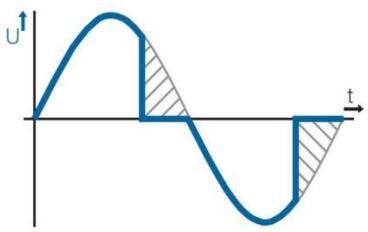

2.2. 0 10V DC KA/D 04.T1.1

2.2.1.

	21-30V DC KNX
	100~240V AC
	/
	0~10V DC max.100mA 16A /250V AC 4A
KNX	**KNX**
	2 L N 13 1 4 1~10V 4 1~10V 8 4
LED	
LED	
	-5 C ... + 45 C
	- 25 °C ... + 55 °C -25 °C ... + 70 °C
	<93%,
IP 20 EN 60 529	
35	
90×143×60 mm	
0.5	

2.3. 0/1 10V DC ADTV-04/16.2

2.3.1.

	21-30V DC KNX
	/
	1~10V DC max.100mA 16A /250V AC 10A/250V 140µF
KNX	**KNX**
	16 8 4 1~10V 1~10V 8 4
LED	
LED	
	-5 C ... + 45 C
	- 25 °C ... + 55 °C -25 °C ... + 70 °C
	<93%,
IP 20 EN 60 529	
35	
90×144×64 mm	
CE	**EMC**
EIB/KNX **0.4**	

2.4. 350 A LED KA/D 04.L1.1

2.4.1.

	21-30V DC KNX
	12-48V DC
	4
	350mA/700mA/1050mA 3-48V DC
KNX	**KNX**
	6 3 3 12 8 4
	LED
	LED LED LED LED / LED LED 350mA LED 350mA LED LED

LED LED 350mA LED 350mA LED LED
IP 20 EN 60 529
-5 C ... + 45 C
- 25 °C ... + 55 °C - 25 °C ... + 70 °C
<93%,
35mm DIN
90 72 64.1 / 0.3 KG /
CE EMC
EIB/KNX

2.5. 4A LED ADLD-04/03.1

2.5.1.

	21-30V DC KNX
	12-24 V DC
	4
	4A 12-24V DC !
KNX	**KNX**
	6 3 3 12 8 4
	LED
	LED LED LED LED / OT. LED >70°C OV. LED >26V DC
	IP 20 EN 60 529
	-5 C ... + 45 C
	- 25 °C ... + 55 °C - 25 °C ... + 70 °C
	<93%,
	35mm DIN
	90 72 64.1
	0.3kg
CE	**EMC**
	EIB/KNX

2.6. KA/D 0400.1 5A ADDS-02/05.1

2.6.1. KA/D 0400.1

	21-30V DC KNX
KNX	<12mA
KNX	<360mW
	100-240V AC
	<2.5W
	4
KNX	**(/)**
	/
LED	
LED LED LED LED /	LED LED LED
	5 ... + 45
	−25℃ ... + 55℃
	− 25℃ ... + 70℃
	<93%,
DIN	35mm
90 36 63.5	
0.2kg	

2.6.2. ADDS-02/05.1

	230 V AC 50/60H
	2
	1000W 230V AC 50/60Hz ( ) 5W
	(/)
LED	LED A ! B C ! D
LED	LED 75℃ 1.5 A ! B C ! D k
	5 ... + 45
	−25℃ ... + 55℃ −25℃ ... + 70℃
	<93%,
DIN	35mm
90 144 64	
0.5kg	

2.7. KA/D 15.S.1

2.7.1.

	21-30V DC KNX
	230 V AC 50Hz
	4 /2
KA/D	0415.S.1/0215.S.1 230 V AC 50Hz 300W ( ) 200W (LED)
KNX	**KNX**
	0.2—6.0mm^2 0.2—4mm^2
LED	
LED LED	
IP 20 EN 60 529	
	-5 C ... + 45 C
	-25 °C ... + 55 °C -25 °C ... + 70 °C
	<93%,
35mm DIN	
/	**90 144 64 / 0.5KG**
	90 x 216 x 64 mm / 0.7KG

3.1.

3.1.1. KA/D 0103.1

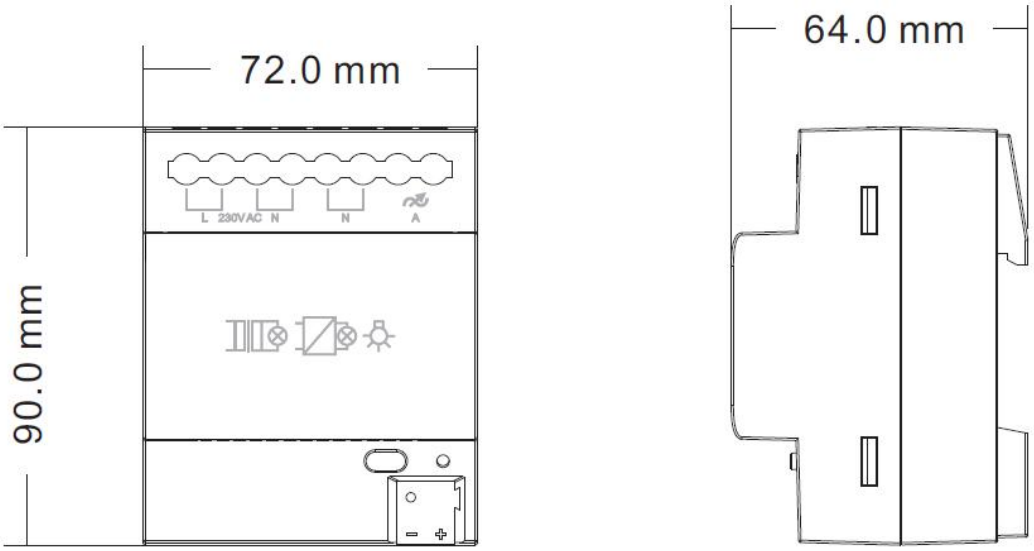

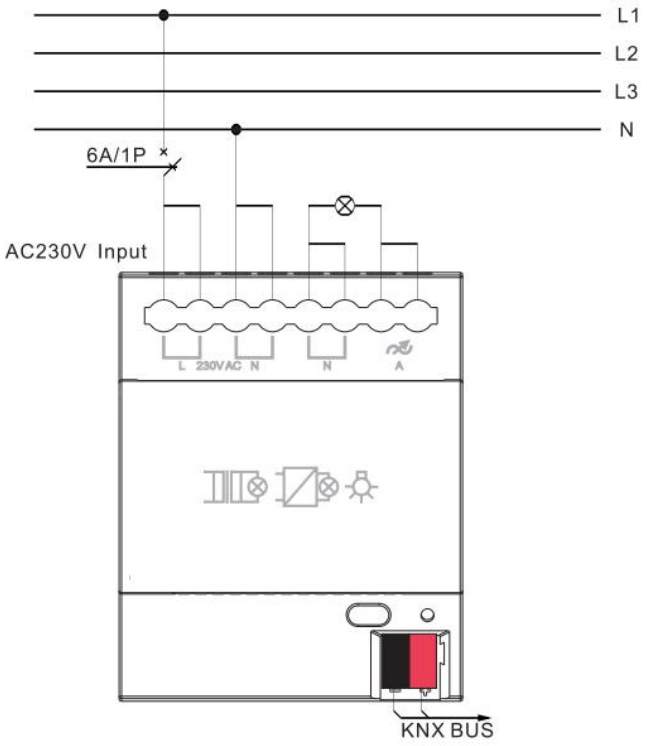

3.1.2. KA/D 0203.1

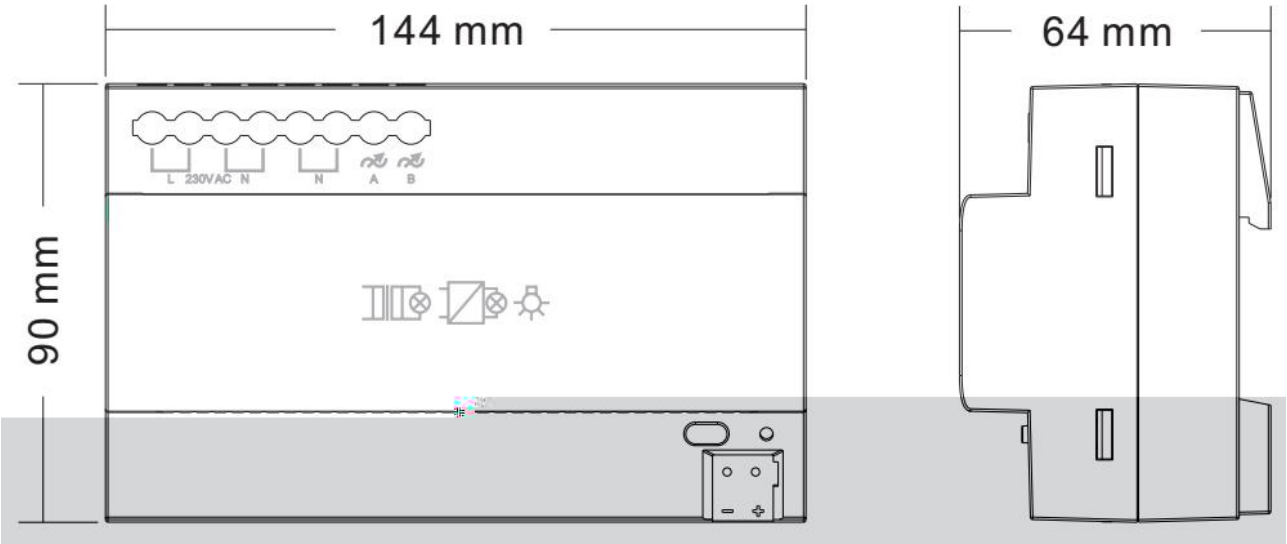

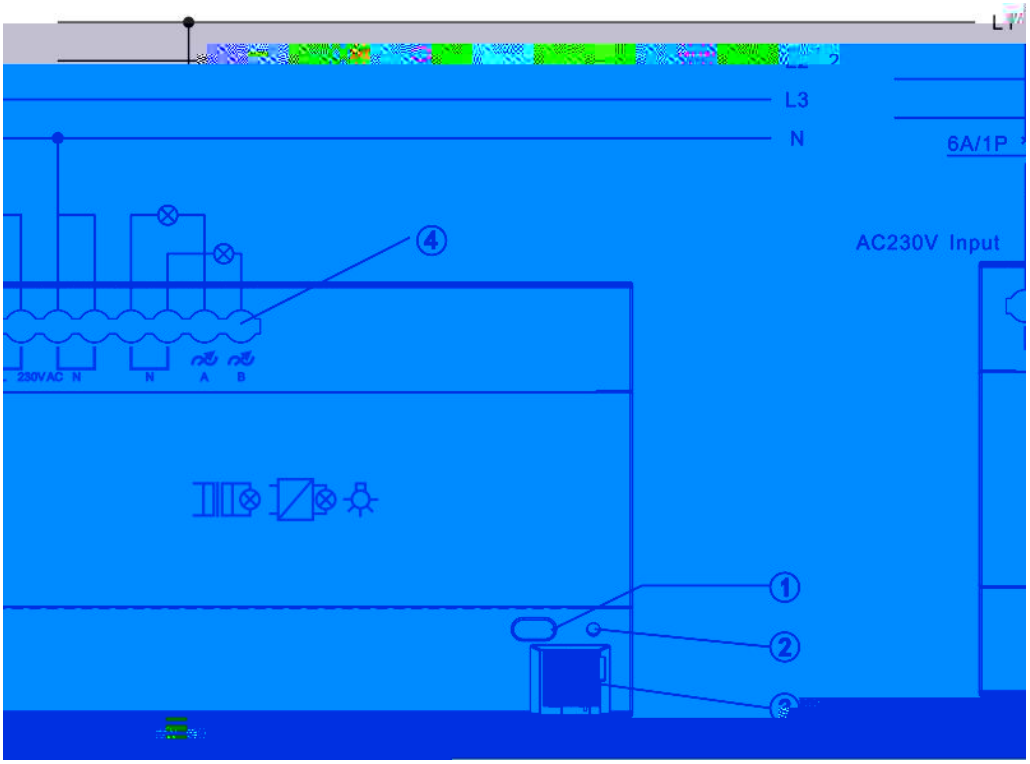

LED LED

KNX

! !

3.1.3. KA/D 0403.1

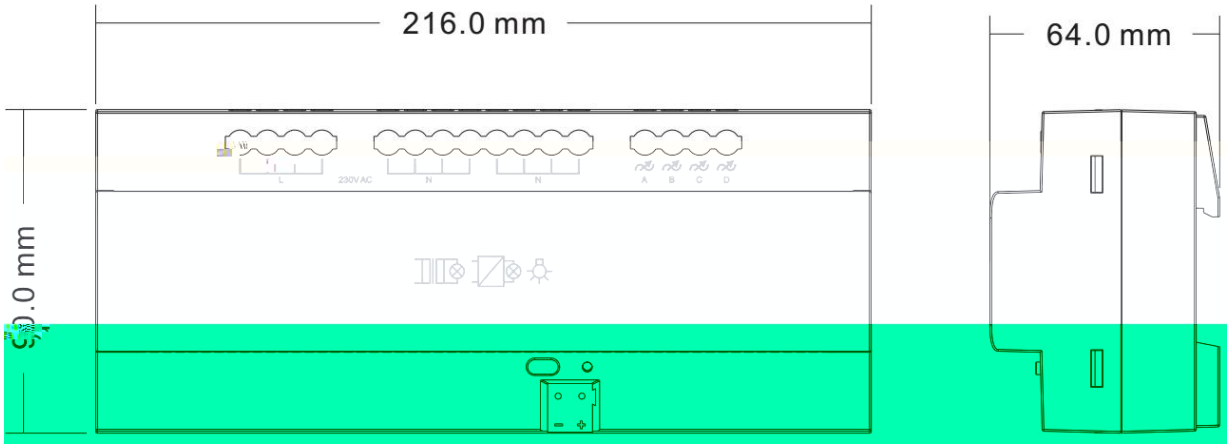

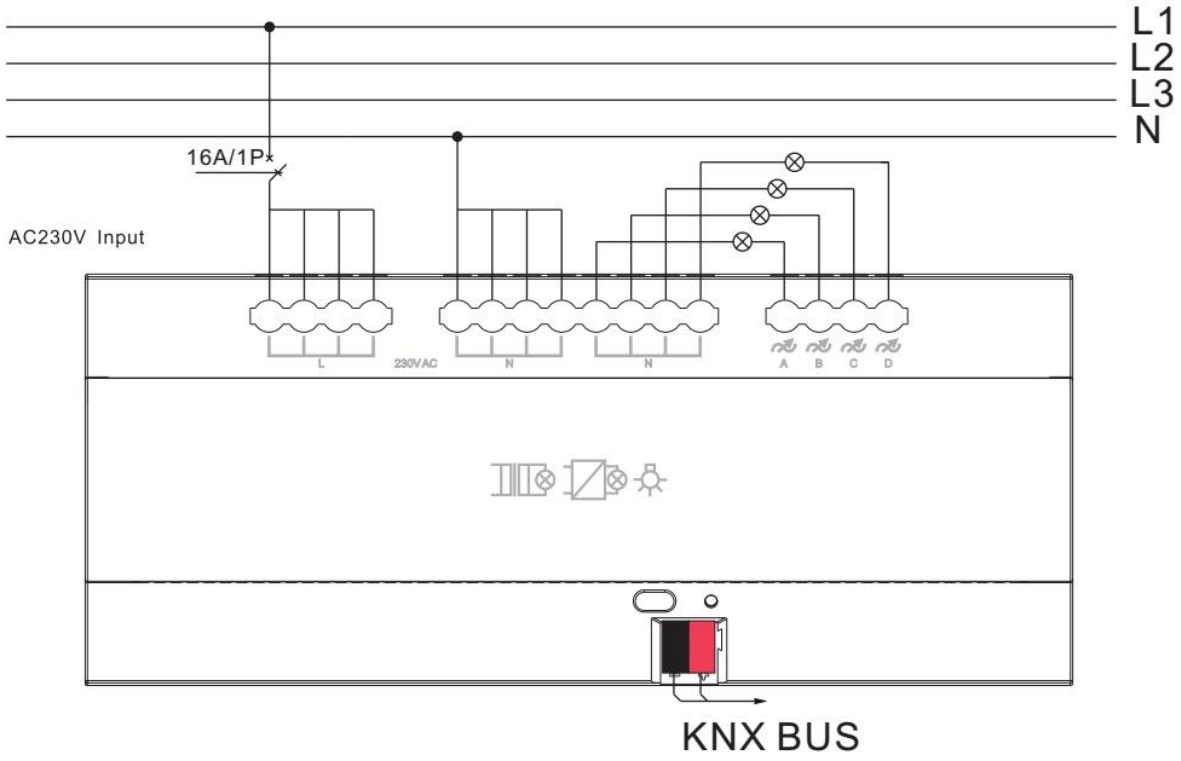

3.2. 0 10V DC KA/D 04.T1.1

:

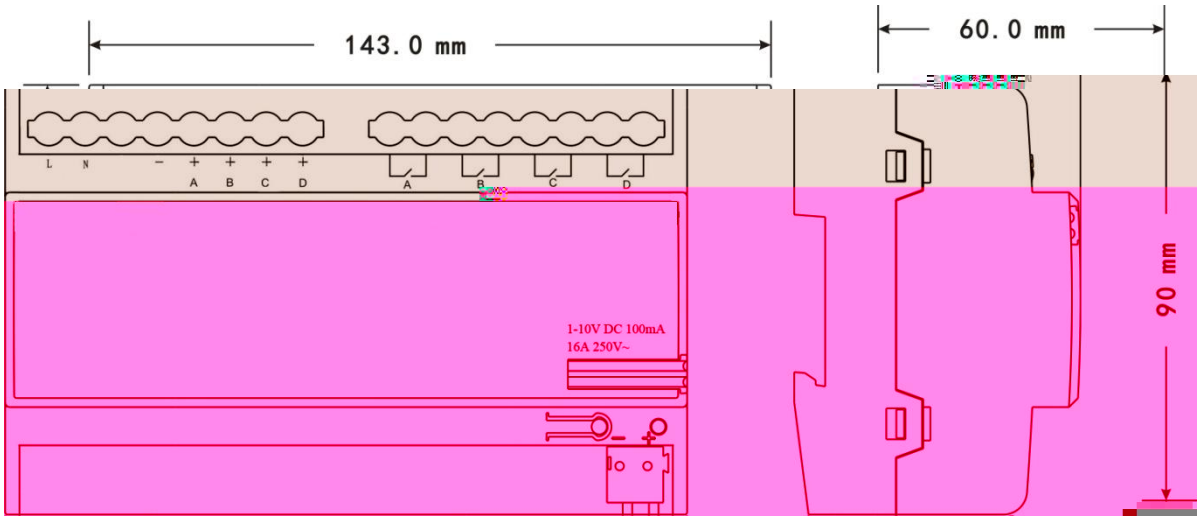

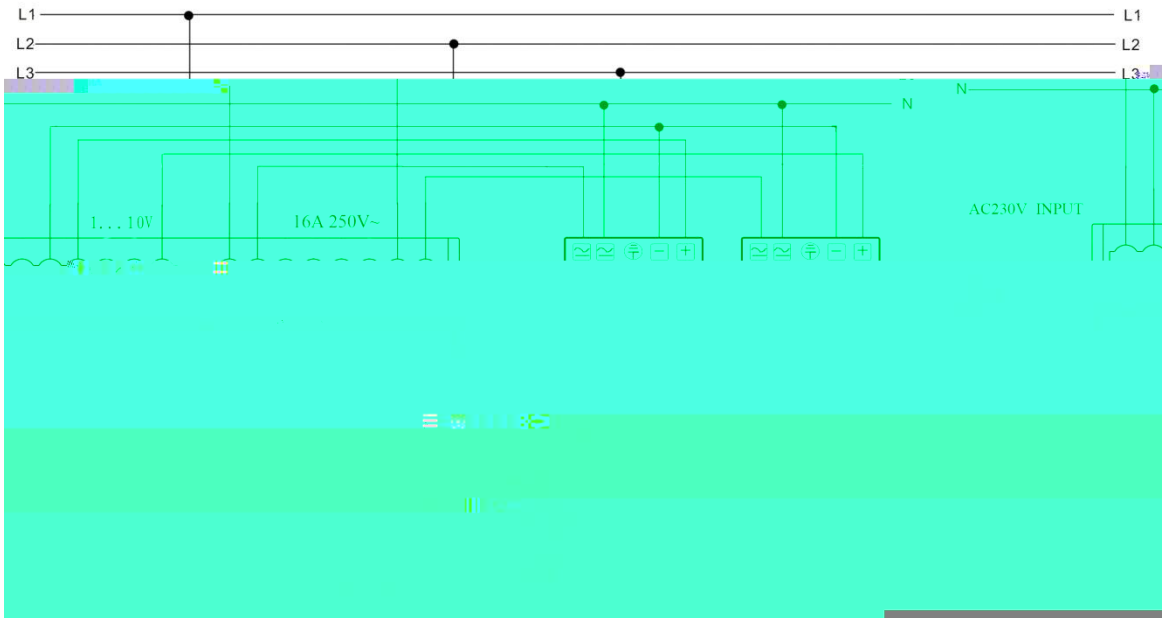

LED LED

KNX

!

3.3. 0/1 10V DC ADTV-04/16.2

:

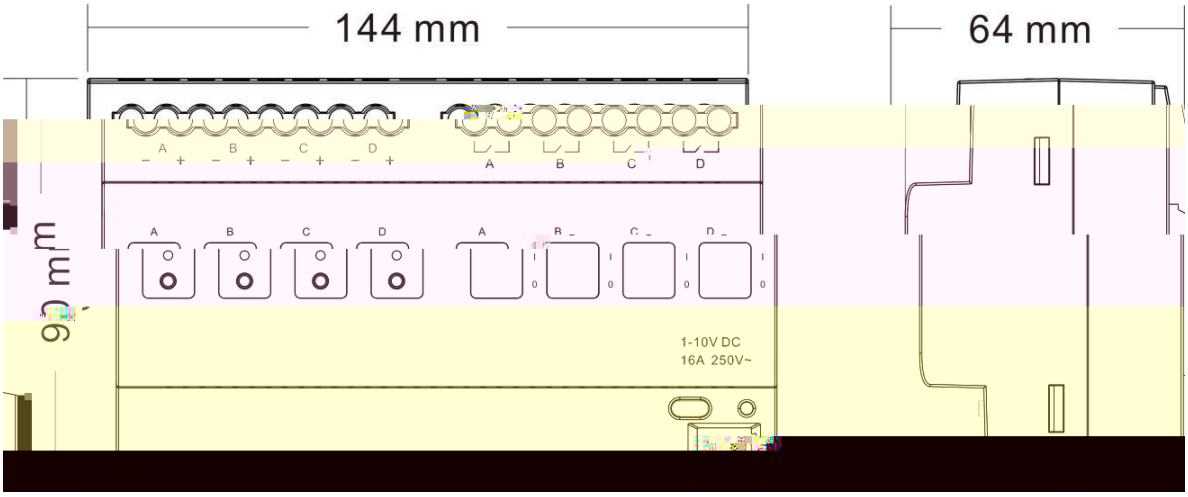

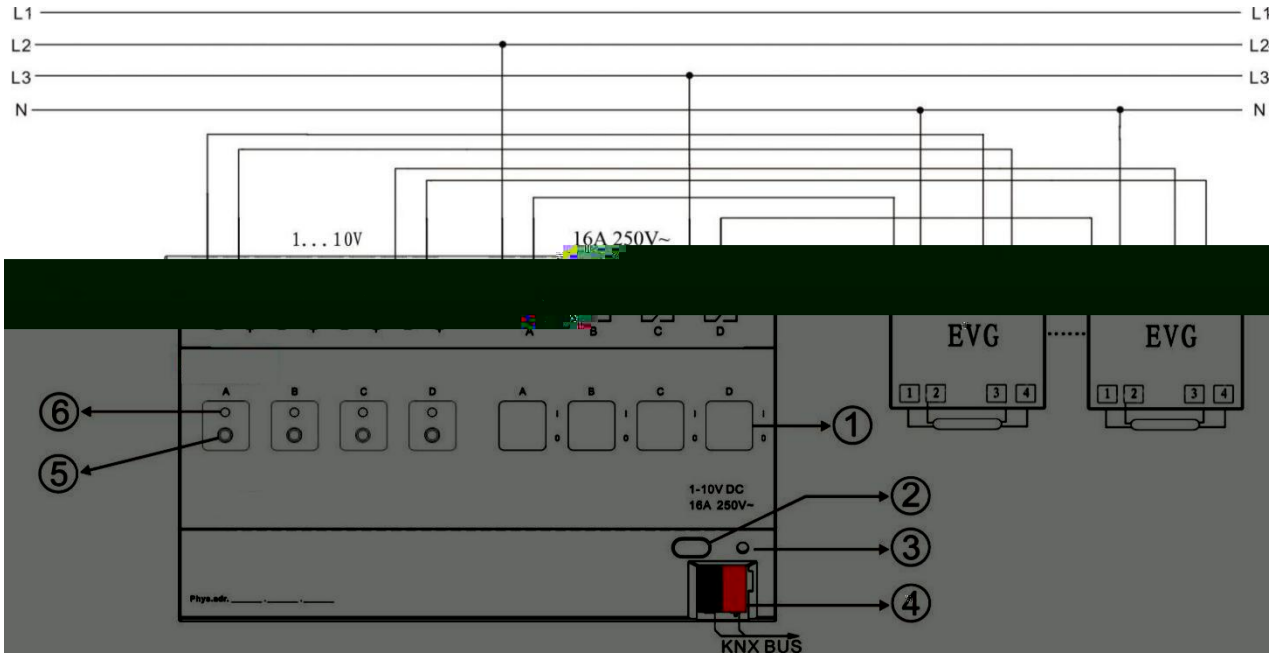

LED LED

KNX

/

!

3.4. 350 A LED KA/D 04.L1.1

:

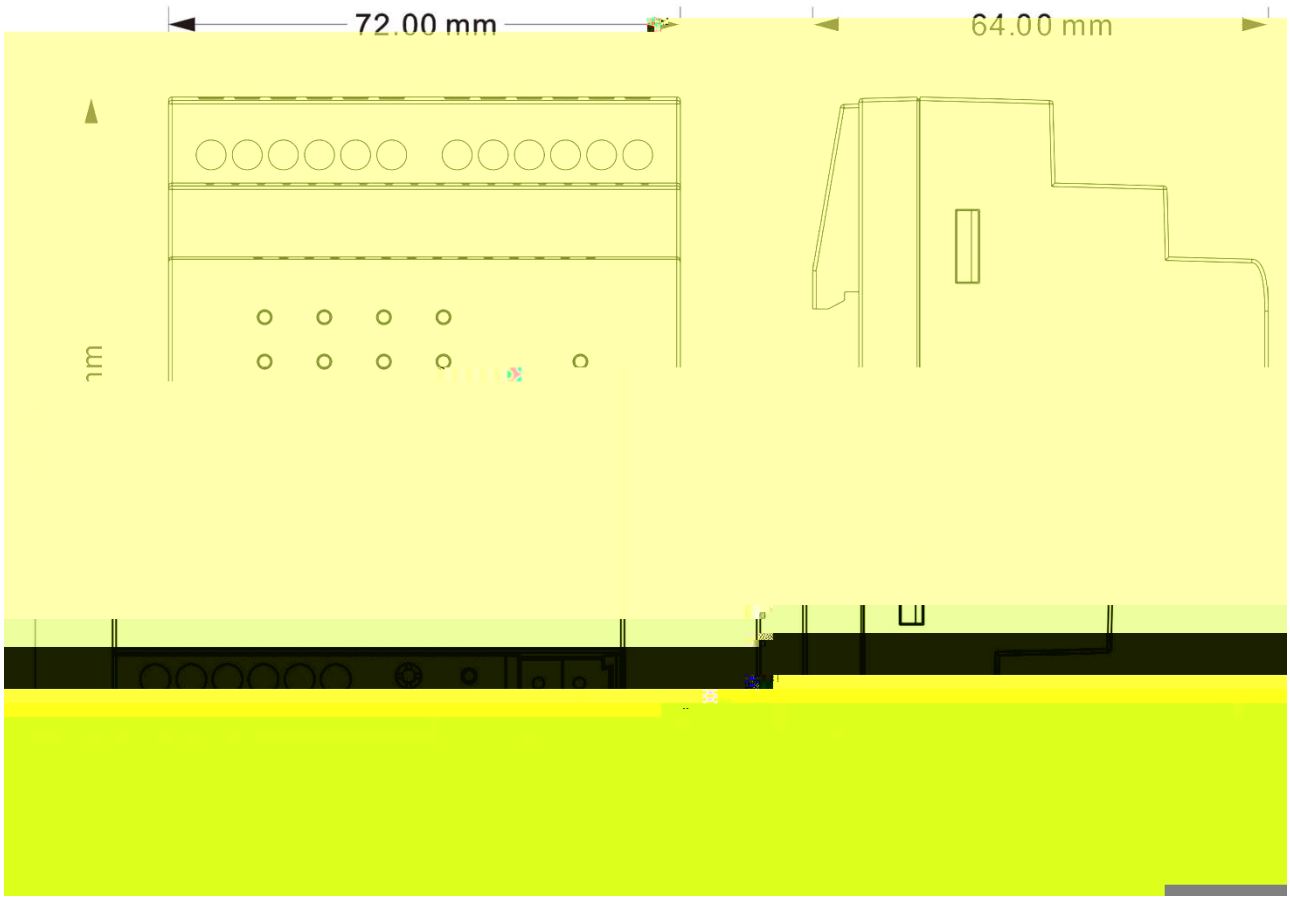

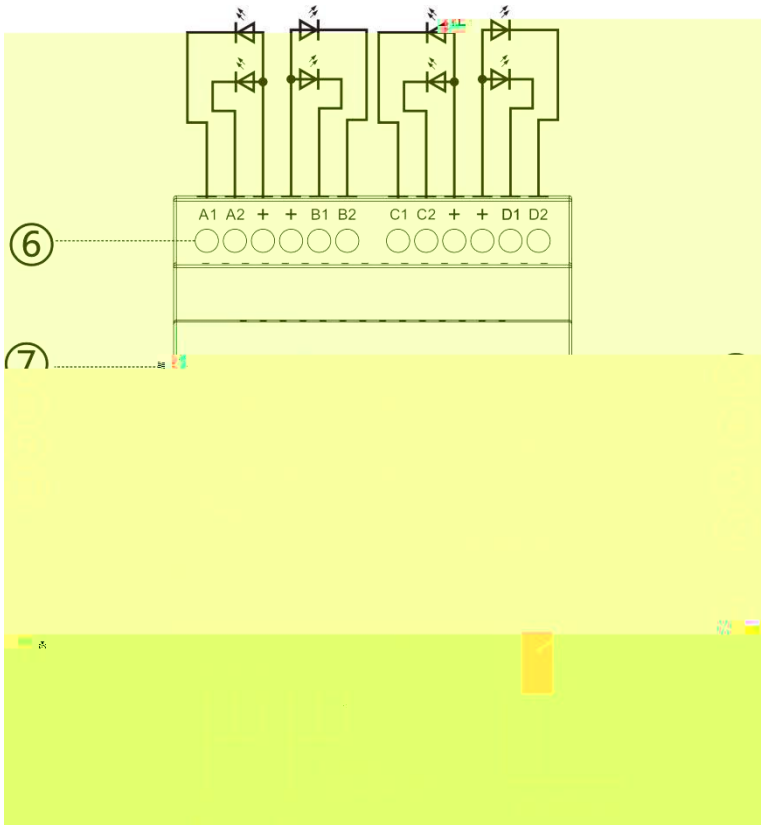

KEY 5

LED 5

LED

LED

LED 1~LED 4

/

KEY 1~KEY 4

KNX

12~48V

DC

LED LED

350mA

LED LED k

LED 350mA LED

k

350mA

LED LED k

LED 350mA LED

□

2

	350 A	**700 A**	**1050 A**
A1 A2	KEY5 LED5 KEY1 LED1	KEY5 LED5 KEY1 LED1 KEY5 LED5 KEY1 LED1	KEY5 LED5 KEY1 LED1
B1 B2	KEY5 LED5 KEY2 LED2	KEY5 LED5 KEY2 LED2 KEY5 LED5 KEY2 LED2	KEY5 LED5 KEY1 LED1
C1 C2	KEY5 LED5 KEY3 LED3	KEY5 LED5 KEY3 LED3 KEY5 LED5 KEY3 LED3	KEY5 LED5 KEY1 LED1
D1 D2	KEY5 LED5 KEY4 LED4	KEY5 LED5 KEY4 LED4 KEY5 LED5 KEY4 LED4	KEY5 LED5 KEY1 LED1

350mA LED k

k

LED

LED 75,

LED 90, k

1. 1A 2
2. 700mA 4
3. 350mA 8
4. 1 1A 2 700mA
5. 1 700mA 4 350mA k

1 1A 2 700mA

2 700mA 6 350mA 2

350mA 1A A1,A2 k

LED LED LED

LED k



KNX 12-24V DC

LED

LED LED

LED k

>4A LED ; >5A LED

>26V DC LED ;

>30V DC LED

/

>70°C LED

0.5°C 5%

12-24V DC

3.6. KA/D 0400.1

:

F

F

LED LED

LED

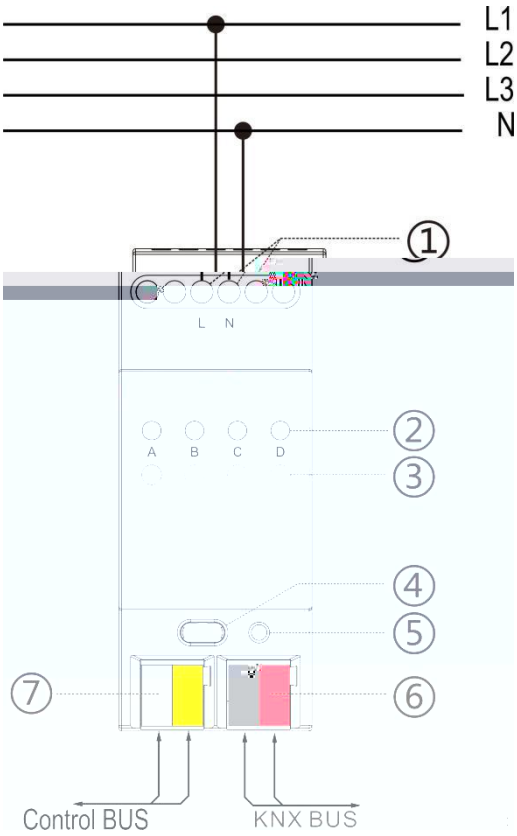

/

LED LED

KNX

3.7. ADDS-02/05.1

:

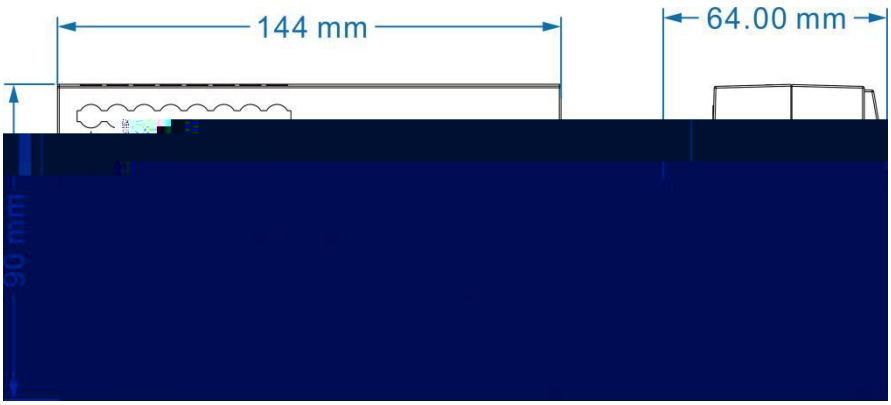

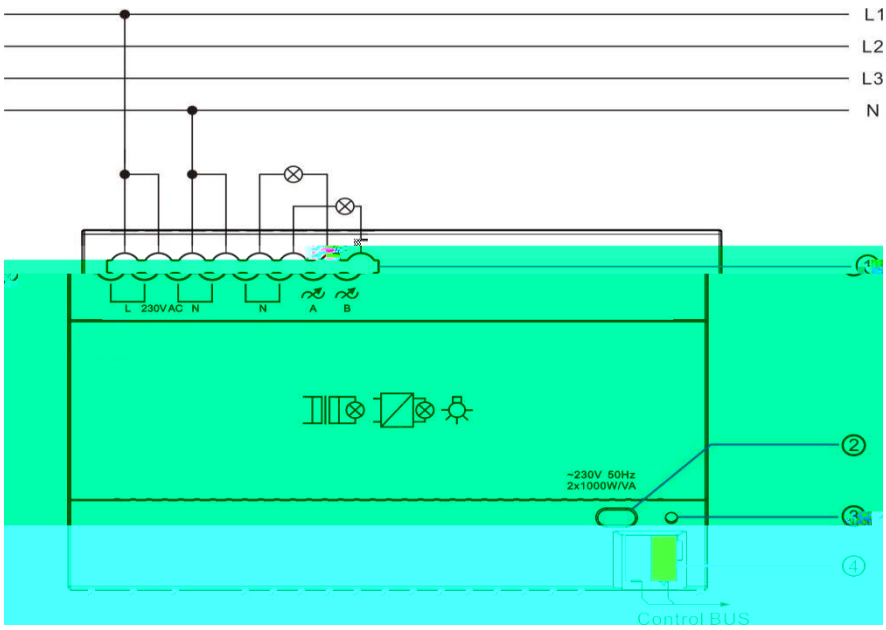

! !

1.5 A ! B C ! D k

LED A ! B

C ! D

Control

3.8.

3.8.1. KA/D 0215.S.1

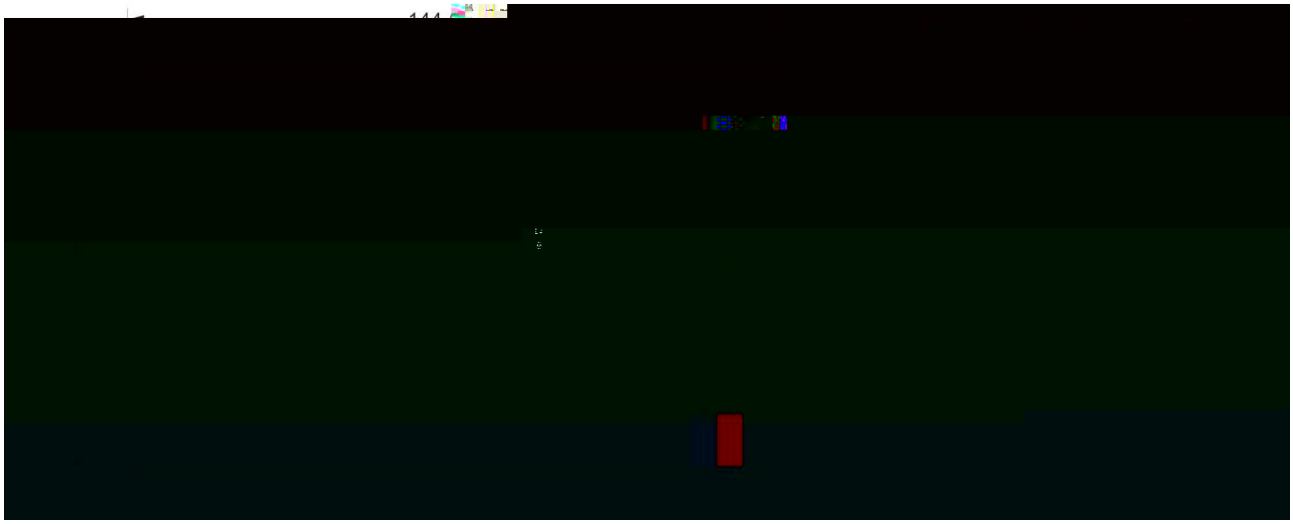

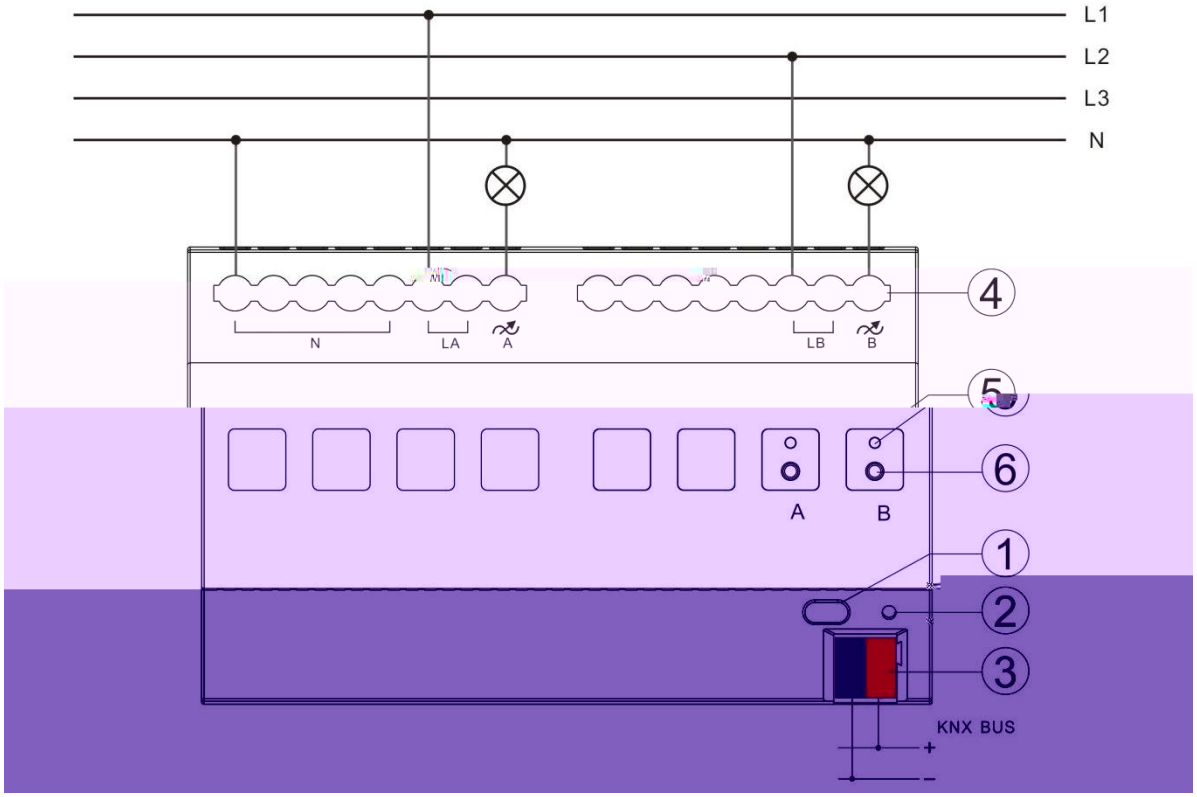

3.8.2. KA/D 0415.S.1



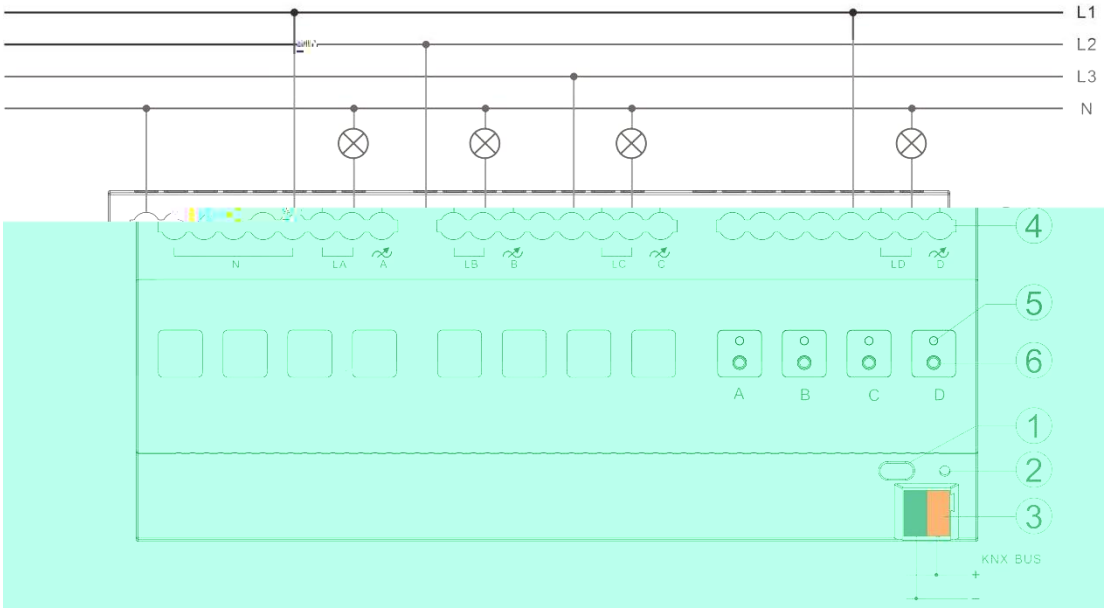

LED LED

KNX

! !

-- --

(5s) 1 -- 2

--1.5 3 --2 4 --2.5

/

220VAC 10W - -

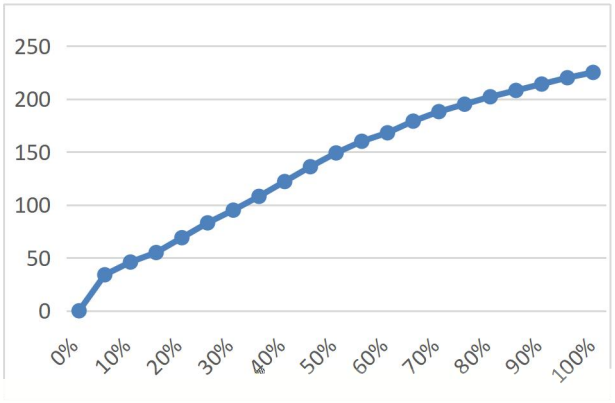

1

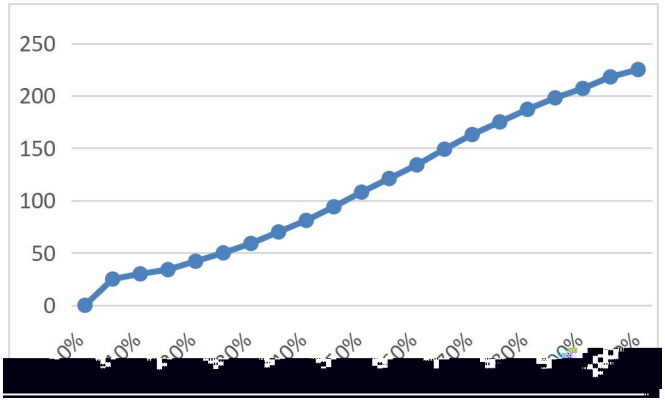

2 1.5

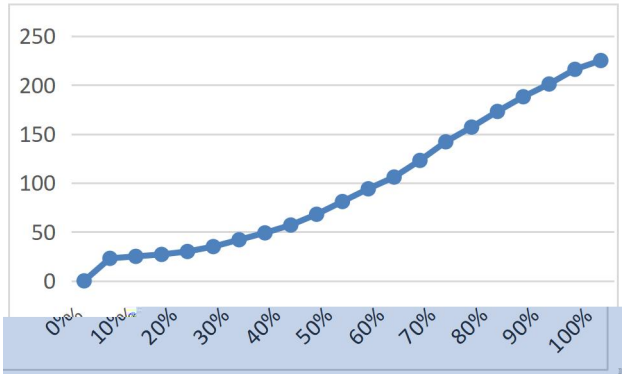

3 2

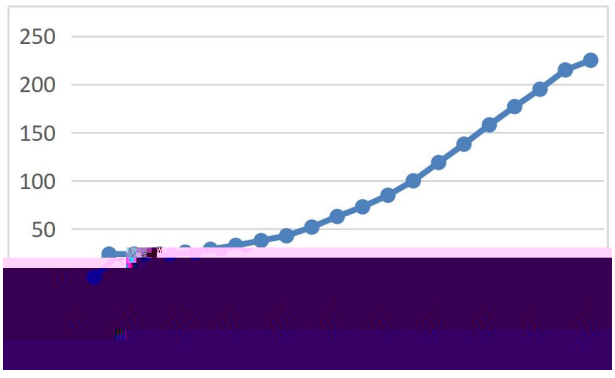

4 2.5

k

4.1.

1bit

1% φ 100% k

k

4.2.

4

k k

0 k

4bit k 1 0

k

1 φ 7 0 ! 8 9 φ 15

	0	1	2	3	4	5	6	7
	/	255	128	64	32	16	8	4

	8	9	10	11	12	13	14	15
	/	255	128	64	32	16	8	4

4.3.

8 k

0 φ 255 k

0 k

k

0 k

0 k

4.4.

1

k

4.5.

8 15 1 φ 15 k

k k 1

k

4.6.

1bit 1bit

k 2

k

k

4.7.

k

20% k

! ! 20% k

1bit

k

1

1

20% 0

0 20% k

1

0 20% k 0

k (1 0)

4.8.

k

k

k

5 4A LED

	B 0	**B 1**	**B 2**	**B 3**	**B 4**	**B 5**
	A	B	C	D		
					>26V DC	>70°C

6

	B 0	**B 1**	**B 2**	**B 3**	**B 4**	**B 5**
	A	B	C	D	˚ ˚	˚ ˚
	>75°C	>75°C	>75°C	>75°C	˚ ˚	˚ ˚

“0” “1” 70,

“2” 80, k

4.10.

1 k

ETS

5.1.

N ( )

k

S

k

5.2. D B

k

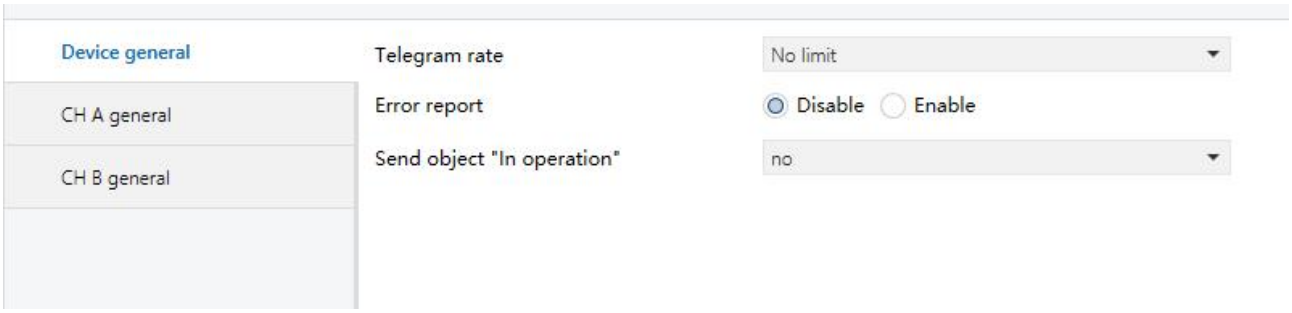

5.1 “Device general”

T

N

D 100

D 200

D 700

No limit k

E

,1byte k

D

E

“Disable” k

“Enable” !

k

k

1min 70 , 1min

30% 60, 1min 50% k

90, 1min k

k

350mA LED 75, LED

90, k

350 A LED

k

4A LED 70, 1, LED 5%

80,

O

0/1-10V DC k

0-10V

1-10V

S I

“1” “0”

N

S 0

S 1

“No” “Send value “0”cyclically” “Send value “1”cyclically”

k

S [1 65535]

k **1 ..65535**

5.3. CH X G B

“CH X active” 5.2 k X k

“CH X” “X” k

k

5.2 “CH X general”

C

A

D

“Actived” X , 5.3

k “Deactive” k

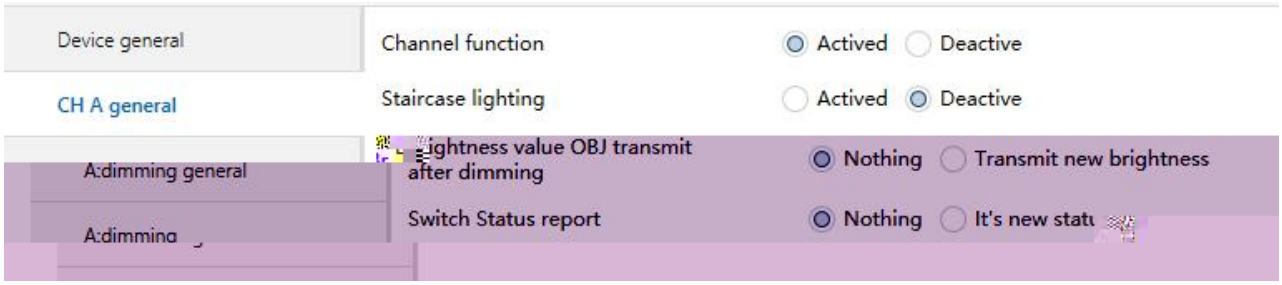

5.3 “CH X general”

S

A

D

“Actived” X “Deactive” k

B OBJ

N

T

“Nothin

KNX/EIB

“last brightness ” switch switch

switch 128

switch k

P (1% 100%)

“switch” 1% φ 100% k

“switch”

D

S

“Dimming on” “switch” “time duration of dimming time=entry*2”

2 k “Switch on softly” “switch” 4s k

“brightness”

D

S

“Dimming on” “brightness” “time duration of dimming time=entry*2”

2 k

“switch on softly” “brightness” 4s k

S -

“switch”

D

S

S

“Dimming off” “Switch” “Time duration of dimming time=entry*2”

2 k

“Switch off softly” “Switch” 4s k

“Switch off instantly” 0 k

A

nj

5.4.2. X: B

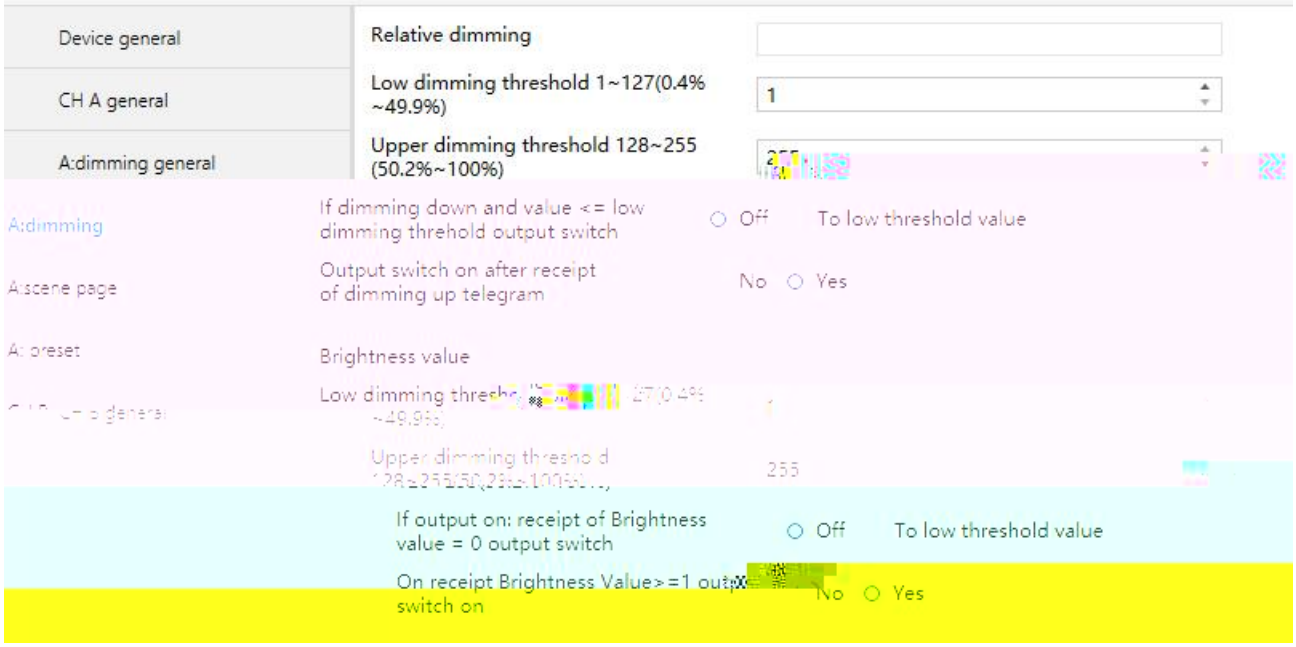

5.5 “X: dimming”

CH X dimming” 5.5 k brightness

brightness Relative dimming brightness value( ) k

R

1 127 0.4% 49.9%)

1~127 0.4% φ

49.9%) k 50 50 50 k

U 128 255 50.2% 100%)

128~255 50.2% φ 100%) k

200 200 200 k

O

T

50 “Off” 50 “To low threshold value” 50 k “Off” “To low threshold value”

k

□ □ □ □ □ □



□

1 127 0.4% 49.9%)

1~127 k k 0

50 200 30 50 60

50 60 100 30 100 50

50 k

128 255 50.2% 100%)

128~255 k 50 200

200 200 k

l : =0

0

O

T

“Off” 0 0 “To low threshold value” 0

k

0 >=1

0 brightness

N

Y

“No” 0 100 k 0 k

“Yes” 1

k

5.4.3. X: B

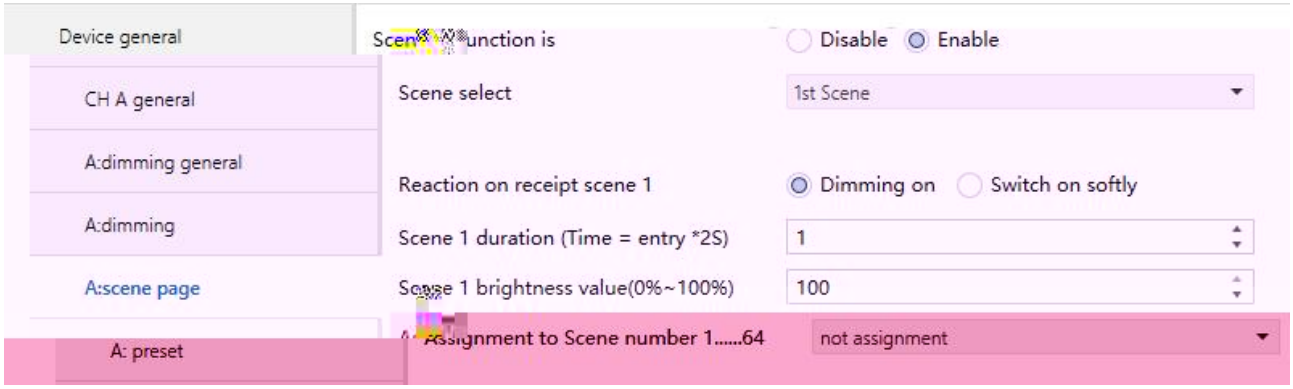

5.6 “X: scene page”

“CH X scene page” 5.6 1~15 15 k

15 k

S

E

D

“Enable” X , 5.6 k

“Disable” k

S

! k

S 1

S 2

` `

S 15

15 k

R Y

k Y 1~15 Y k

D

S

“Dimming on” “Scene Y duration time=entry*2 S ”

2 k

“Switch on softly” 4s k

S Y = *2 S

2 255 s

S Y 0% 100%

0% φ 100% k

A S 1...64

“Scene/save X”

k

N

A 1

A 2

` `

A 64

1 64 k

5.4.4. X: B

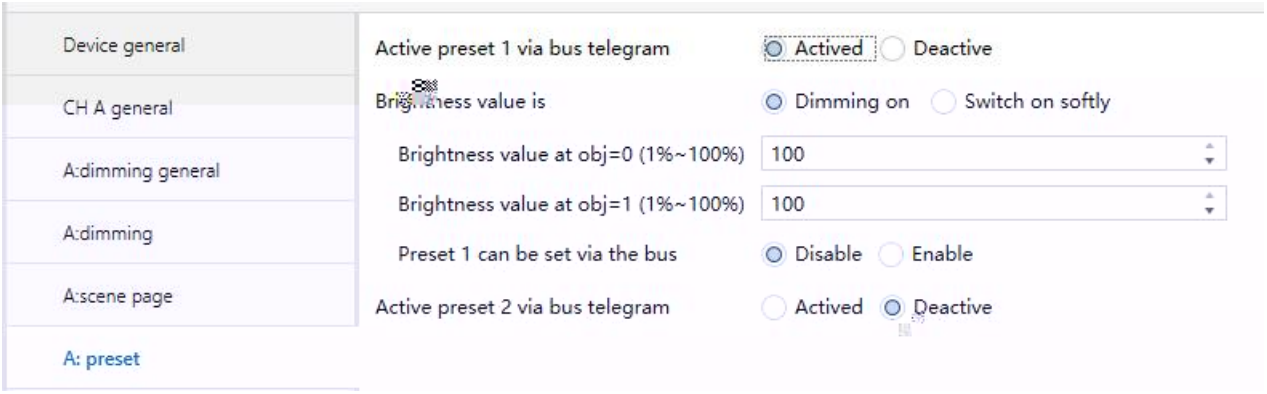

5.7 “X: preset”

“X preset” 5.7 2 preset 1

preset 2 k (X preset 1)

k

k

A 1

preset 1,

A

D

“Deactive” preset1 k

“Active” preset1, k

B

“preset 1” “X preset 1” 1bit “0” “1”

k

D

S

“Dimming on” “X preset 1” “Time duration of dimming Time =entry” 2;

“switching on softly” “X preset1” 4s k

B =0(1% 100%)

“X preset 1” “0” **1 100% k**

B =1(1% 100%)

“X preset 1” “1” **1 100% k**

P 1

k “Enable”

“Set preset 1” k “Set preset 1” k

“0” “brightness value at obj=0”

“1” “brightness value at obj=1” k

E

D

5.5.

5.8 k

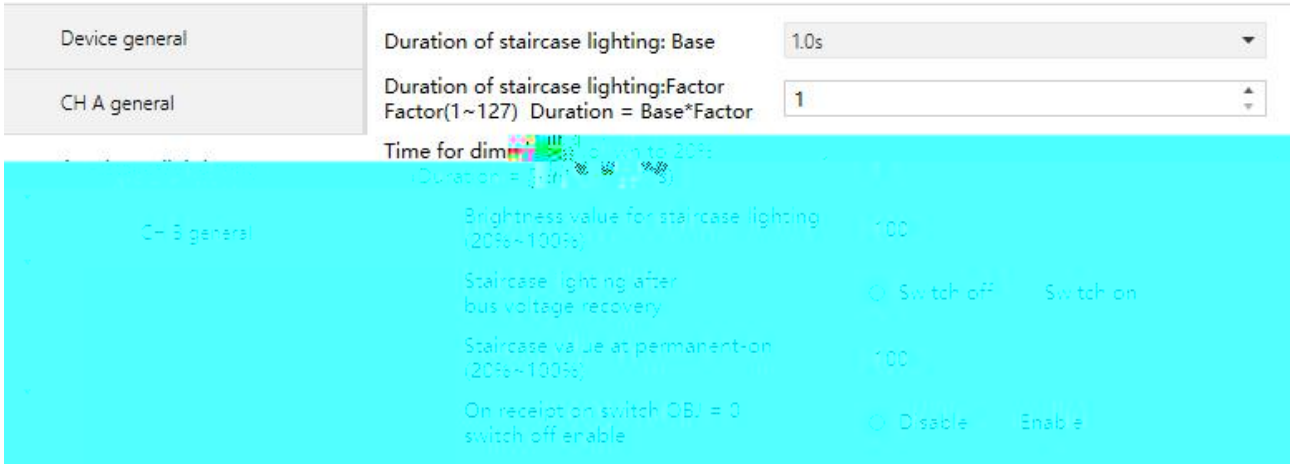

5.8 “CH X staircase lighting”

D : B

base **1.0 / 2.1 / 、 / 1.1 / 、 / 1.2**

D : F

factor **1 127**

“switch” duration=base*factor

20% k

T 20% (D =E *2)

2s 255s k

20% 20s, 100% 20%

100-20 %*20s=16s k

B (20% 100%)

“switch” 20% φ 100% k

k

k

6.1. D G B

“Device General” 2 6.1 6.1 k

Number	Name	Object Function	Descriptio	Group Adc	Length	C	R	W	T	U	Data Type
22	Error report	Report error of deivce			1 byte	C	R	-	T	-	
23	In operate	In operate			1 bit	C	-	-	T	-	

6.1 Device General

C **W**

R **T** **U**

k

					DPT
23	**I**	**I**	**1**	**C,T**	**1.001**
“1” “0” “Send object “in operation”” “send value “0”cyclically” “send value “1”cyclically” “no” k “send value “0”cyclically” “0” “send value “1”cyclically” “1” k					
22	**R**	**E**	**1**	**C, R,T**	**N DPT**
k “Error report” “Disable” k “Enable” k ! k 8bit 8bit 76543210 8 0—— 0 1—— 1 1 1—— 2 2 1—— 3					

3 1−− 4

4 1−− 70¸

5 1−− 90¸

350 A LED

8 0−−

0 1−− B ! C 75¸

1 1−− B ! C 90¸

2 1−− A ! D 75¸

3 1−− A ! D 90¸

4A LED

8 0−−

0 1−−A

1 1−−B

2 1−−C

3 1−−D

4 1−− >26V DC

5 1−− >70°C

8 0−−

0 1−−A 75¸

1 1−−B 75¸

2 1−−C 75¸

3 1−−D 75¸

0 −−

1 −− 70¸

2 −− 80¸

6.2. D A B

Number	Name	Object Function	Descriptio	Group Ad	Length	C	R	W	T	U	Data Type	Priority
0	OUTPUT A	Switch A			1 bit	C	-	W	-	-	switch	Low
1	OUTPUT A	Switch status A			1 bit	C	R	-	T	-	switch	Low
2	OUTPUT A	Relative dimming A			4 bit	C	-	W	-	-	dimming control	Low
3	OUTPUT A	Brightness A			1 byte	C	-	W	-	-	percentage (0..100%)	Low
4	OUTPUT A	Brightness status A			1 byte	C	R	-	T	-	percentage (0..100%)	Low

6.2

					DPT
1	**S X**	**OUTPUT X**	**1**	**C,R, T**	**1.001**
switch k switch 0 “1” 0 “0” k “Status report” “It’s new status” k					
0	**S X**	**OUTPUT X**	**1**	**W,C**	**1.001**
k “1” “0” k					
4	**B X**	**OUTPUT X**	**1**	**C,R,T**	**5.001 (0..100%)**
“Brightness value OBJ transmit after dimming” “Transmit new brightness” k					
3	**B X**	**OUTPUT X**	**1**	**W,C**	**5.001 (0..100%)**
0 “0” k					
2	**R X**	**OUTPUT X**	**4**	**C,W**	**3.007**
1~7 1 7 0 9~15 9 15 8 k					

6.2

6.3. D A B

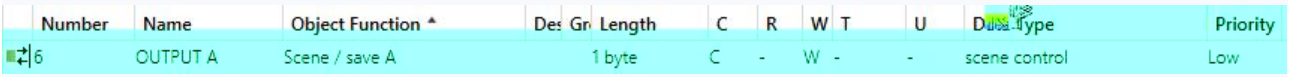

Number	Name	Object Function	Des	Gr	Length	C	R	W	T	U	Data Type	Priority
6	OUTPUT A	Scene / save A			1 byte	C	-	W	-	-	scene control	Low

6.3

					DPT
6	**S / X**	**OUTPUT X**	**1B**	**W,C**	**18.001**
		8bit k k 8bit k 8bit ( ) FXNNNNNN F: “0” “1” X NNNNNN 0...63 k 1~64 k			

6.3

6.4. D A B

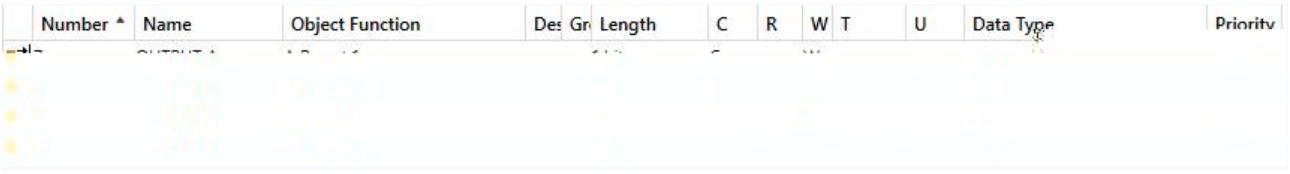

6.4

					DPT
7	**X 1**	**OUTPUT X**	**1**	**W,C**	**1.022**
1 “0” “brightness value at obj=0” “1” “brightness value at obj=1” k preset1 k					
8	**S 1**	**OUTPUT X**	**1**	**W,C**	**1.022**
1 “Preset 1 can be set via the bus” “Enable” k “0” “brightness value at obj=0” k “1” “brightness value at obj=1” k					
9	**X 2**	**OUTPUT X**	**1**	**W,C**	**1.022**
2 “0” “brightness value at obj=0” “1” “brightness value at obj=1” k preset2 k					
10	**S 2**	**OUTPUT X**	**1**	**W,C**	**1.022**
2 “Preset 2 can be set via the bus” “Enable” k “0” “brightness value at obj=0” k “1” “brightness value at obj=1” k					

6.4

6.5. D A B

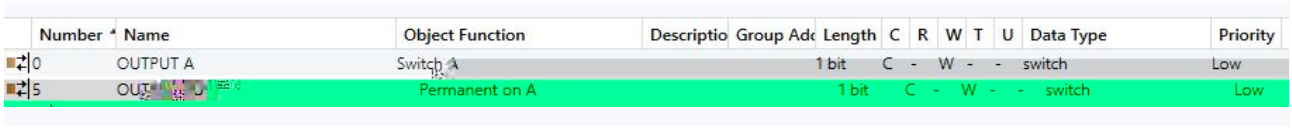

Number	Name	Object Function	Descriptio	Group Adc	Length	C	R	W	T	U	Data Type	Priority
0	OUTPUT A	Switch A			1 bit	C	-	W	-	-	switch	Low
5	OUT	Permanent on A			1 bit	C	-	W	-	-	switch	Low

6.5

					DPT
0	**S X**	**OUTPUT X**	**1**	**W,C**	**1.001**
		k		“1”	
		“Duration of staircase lighting Base”		“Duration of staircase lighting Factor”	
		duration=base*factor		k “0”	k
5	**P X**	**OUTPUT X**	**1**	**C,W**	**1.001**
		“1”		“0”	k

6.5