K-BUS

1.2

-07/00.1.00

/

注意事项

1、请远离强磁场、高温、潮湿等环境；

2、不要将沿条模糊在地上或使之受到强力冲击；

..... 1

..... 3

..... 3

3.1 4

3.2 5

3.3 6

3.4 7

..... 13

4.1 13

4.2 14

4.3 17

4.4 23

4.5 27

4.6 32

4.6.1 1/2/3/4 33

4.7 40

4.8 43

4.9 46

4.9.1 1/2/3/4 47

4.10 49

4.10.1 51

4.11 54

4.12 56

4.13 60

4.14 61

4.14.1 1/.../8 62

4.15 , ... 64

4.15.1 1/2/3/4 65

4.16 67

4.17 70
4.18 72
4.19 76
4.19.1 1/2/3/4 77
4.20 79
4.21 86
4.21.1 1/2/3/4 87
4.22 91
4.23 96
4.23.1 1/2/3/4 97
4.24 99
4.25 104
4.25.1 1/.../12: , ... 121
4.25.1.1 135
4.25.1.2 137
4.25.1.3 139
4.25.1.4 141
4.25.1.5 142
4.25.1.6 144
4.25.1.7 146
4.25.1.8 147
4.25.2 1/.../12: 150
4.26 185
4.26.1 1/.../8 186
4.27 192
4.27.1 1/.../24 193
4.28 197
4.28.1 1/2/3/4 198
4.29 201
4.29.1 1 1

5.1 210
5.2 211
5.3 213
5.4 214
5.5 215
5.6 217
5.7 219
5.8 220
5.9 222
5.10 224
5.11 226
5.12 227
5.13 228
5.14 229
5.15 , ... 231
5.16 233
5.17 234
5.18 235
5.19 237
5.20 239
5.21 241
5.22 243
5.23 245
5.24 247
5.25 248
5.26 271
5.27 273
5.28 274
5.29 276

KNX KNX GPS Pro ! ! ! k

GPS k

k

k

k ! k

12 k

- k 5 k

k

- GPS k KNX GPS Pro

k

- ! 12 k
- (0--360-) k
- k

k

- k
- k
- ! k

-

	IP44
(x x)	258*185*291mm
	≈600g
	-25...+50℃
	-30...+70℃
	21~30V DC
	18mA/24V DC 15mA/30V DC
	450mW
	≈8s
	TP1-256
	S-Mode
	21.6~26.4V DC
[ ]	250mA/24V DC [t > 7.5] 1.6A/24V DC [t 7.5]
[ ]	6 W [t > 7.5] 40 W [t 7.5]
	-25...+50℃
(rH)	0%...100%
	0...35 m/s
[ ]	0...360- [v>0.5m/s]
	300 mbar....1100 mbar
	0 Lux...150000 Lux

/1.0	**1414**	**2000**	**2000**

3.1

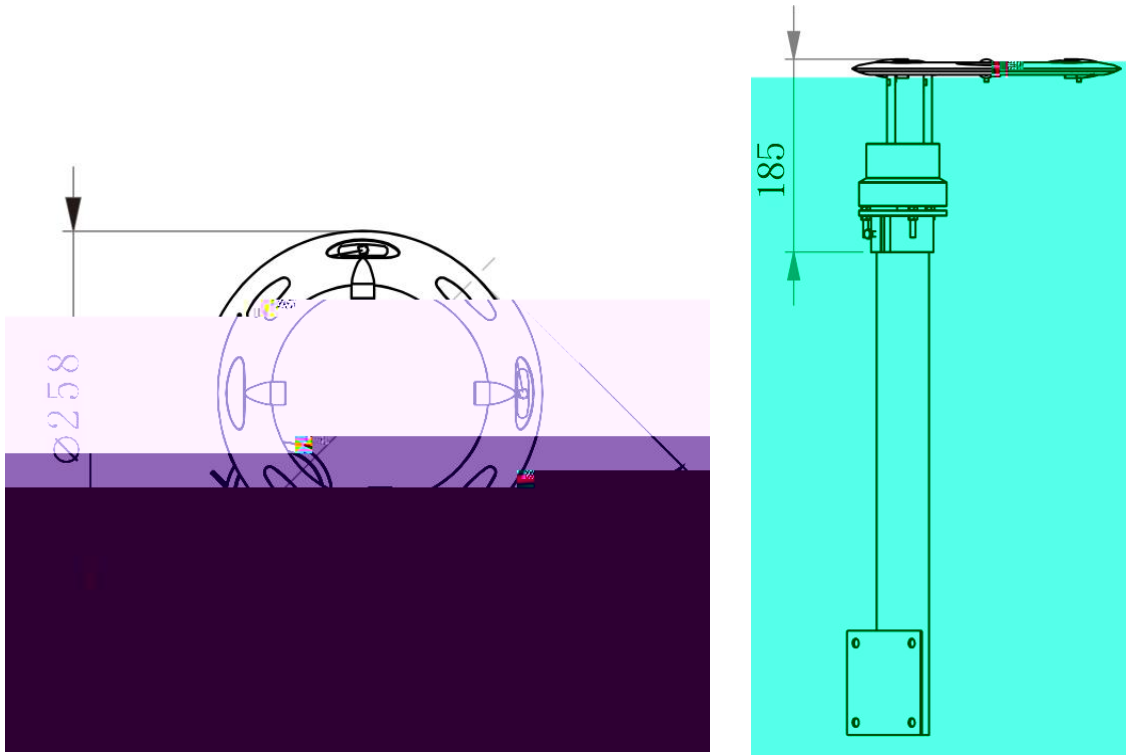

3.2

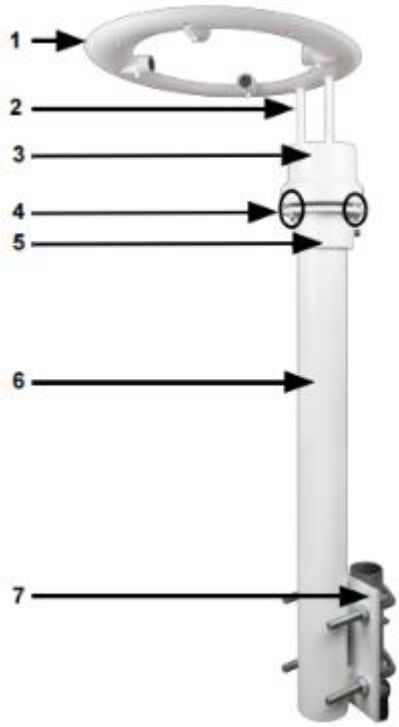

1

2 ¨

3 !

4

5

6

7

8 PRG

9 LED

3.3

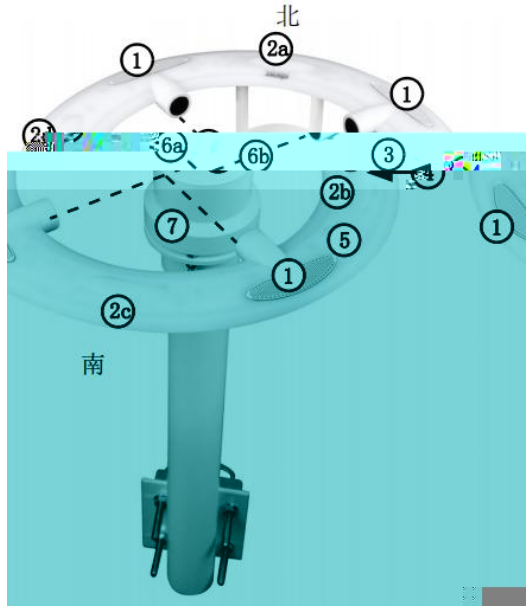

1.

2. a- b- c- d-

3.

4. PRG

5.GPS

3.4

!

k

k

' k

' ! ! k

' k

' k

' ! k

' k

'

' ! ! !

GPS k

k

! k

KNX k

1

Fig. 1

2:

! ! 60 cm k

Fig. 2

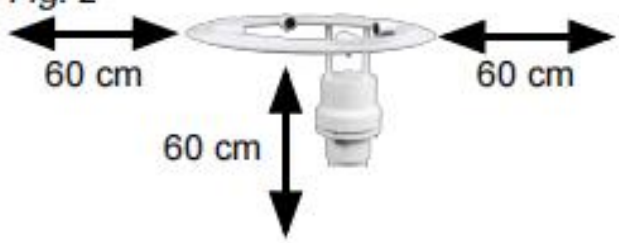

3:

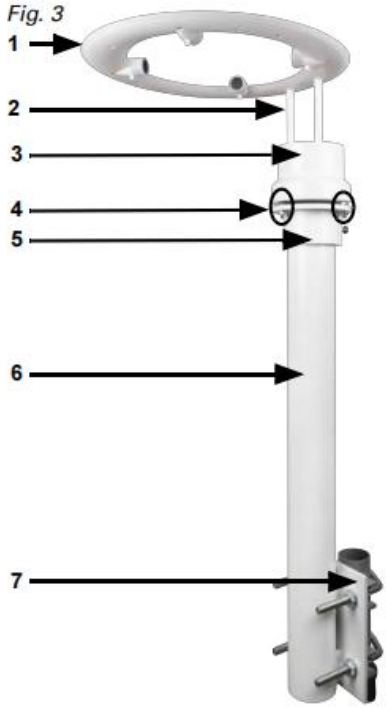

1 2 ¨

3 !

4 5

6 7

!

'

'

4+5

KNX k k

M8 (A) k

5a 5b k

k

Fig. 4



Fig. 5a

Fig. 5b

5 -7

k

k (C) k

k

KNX GPS Pro (B) k

3 3 k

3 k

k

Fig. 6



Fig. 7

8

KNX k

KNX	
+ -	+ -

(D) 24 V DC k k

4.1

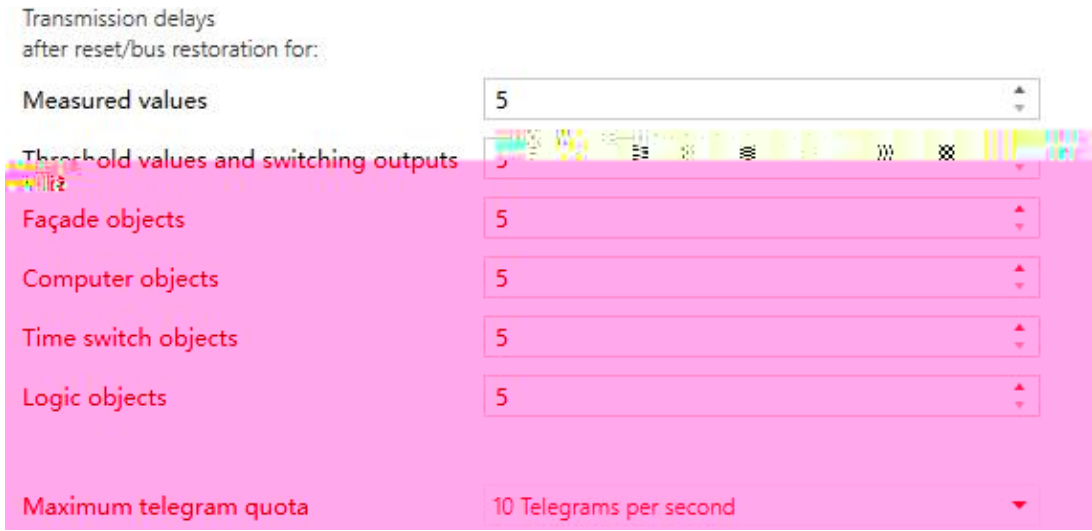

4.1 “General settings”

/ : /



k k

: **5 /.../2**

: **1** **/.../50**

4.2

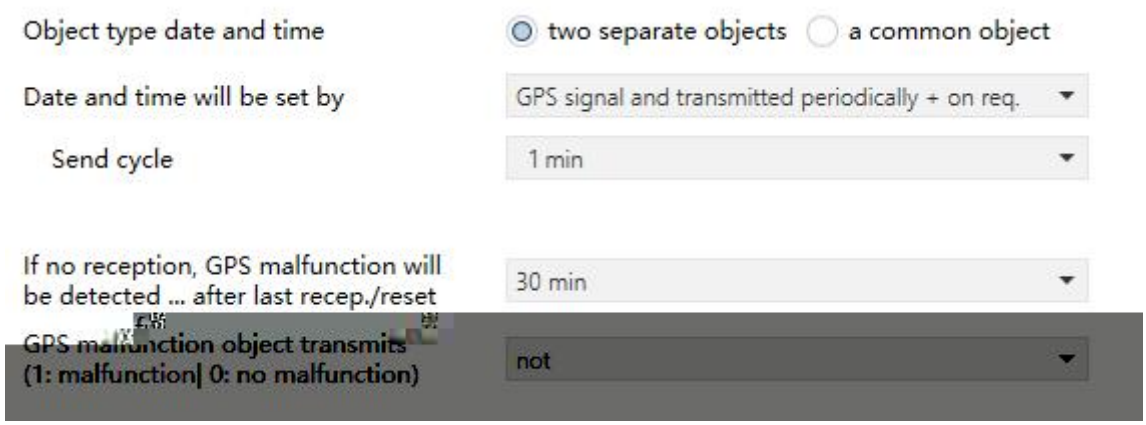

4.2 “GPS settings”

GPS k

:

10 k

k

GPS k

GPS GPS k

:

+ .

:

20

30

...

1.5

2

(1 0)

GPS k

:

1

0

1

0

“on change and periodically ” , “on change to 1 and periodically ” “on change to 0 and periodically” k

'Õ□ □□□□□□□□□□

...

2

4.3

!

k

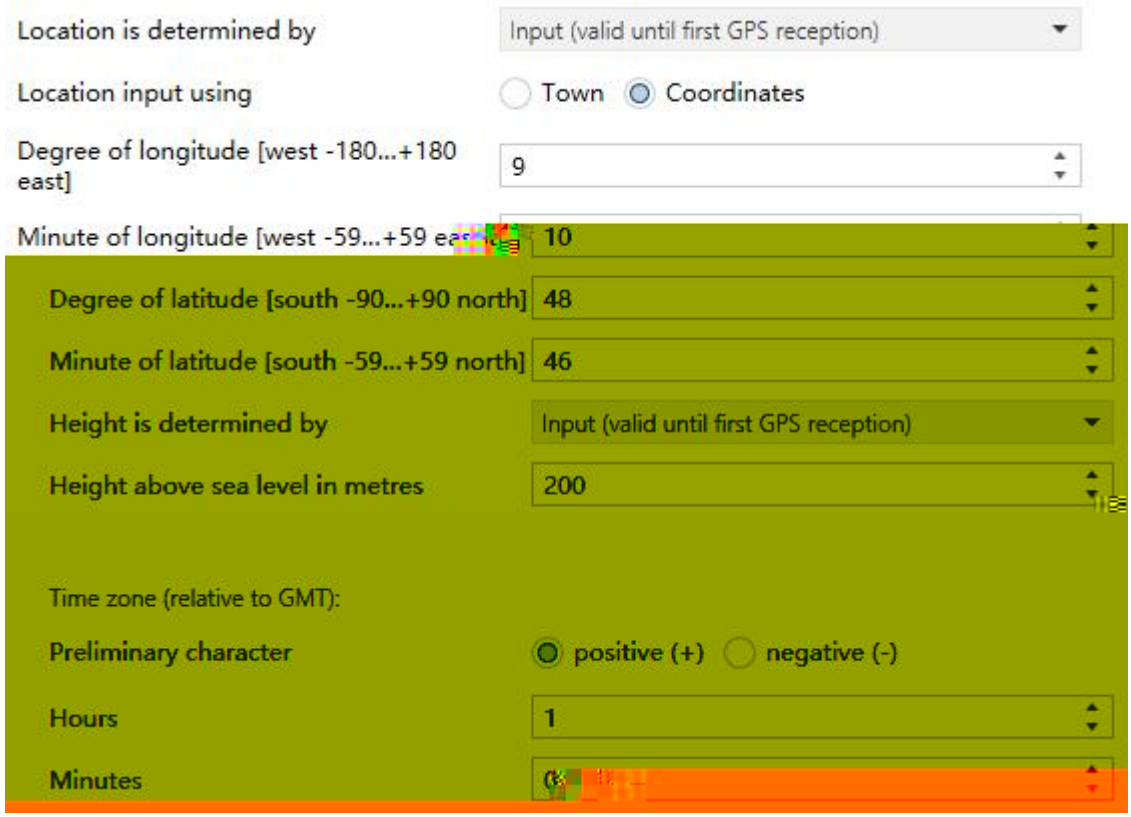
Location is determined by
Input (valid until first GPS reception)
Location input using
Town
Coordinates
Degree of longitude [west -180...+180 east]
9
Minute of longitude [west -59...+59 ea
10
Degree of latitude [south -90...+90 north]
48
Minute of latitude [south -59...+59 north]
46
Height is determined by
Input (valid until first GPS reception)
Height above sea level in metres
200
Time zone (relative to GMT):
Preliminary character
positive (+)
negative (-)
Hours
1
Minutes

Summertime Rule	Europe
All the following times are to be entered as winter time = standard time	
Start of Summer Time:	
on	Sunday
From (day)	25
(Month)	3
(Hour)	2
(Minute)	0
End of Summer Time:	
on	Sunday
From (day)	25
(Month)	10
(Hour)	2
(Minute)	0
Time shift:	
Hours	1
Minutes	0

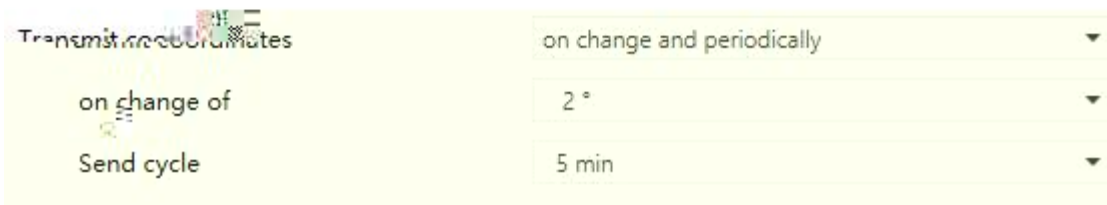

4.3 “Location”

GPS k

:

( )

Input (only valid until the first GPS reception) GPS

GPS k

“input” or “Input (valid until first GPS reception)” k

k

:

k

KNX GPS Pro k

: /.../

: /.../

k

-180、+180

-59、+59

-90、+90

-59、+59

k

: **-180...180**

: **-59...59**

: **-90...90**

: **-59...59**

k (4.22 pressure measure threshold).

GPS k

Input (only valid until the first GPS reception GPS

GPS k

: / (/)/

: **-1000...10000**

( ):





( )

k

k

: **(+)/ (-)**

: **0...13**

: **0...59**

: **/ / - /**

: **/.../ /**

: **1...31**

: **1...12**

: **0...23**

: **0...59**

: **-12...12**

: **0...59**

GPS k

:

• •

“Periodically” “On change and periodically” k

k

:

5

10

...

1.5

2

• •

“On change” “On change and periodically” k

k

:

0.5-

1-

:

k

k k

:

k

5 k :

( )

1

1

/

k

: /5 /10 /.../1.5 /2

: 5 /10 /.../1.5

1.5

2



k

: **0/1**

4.5

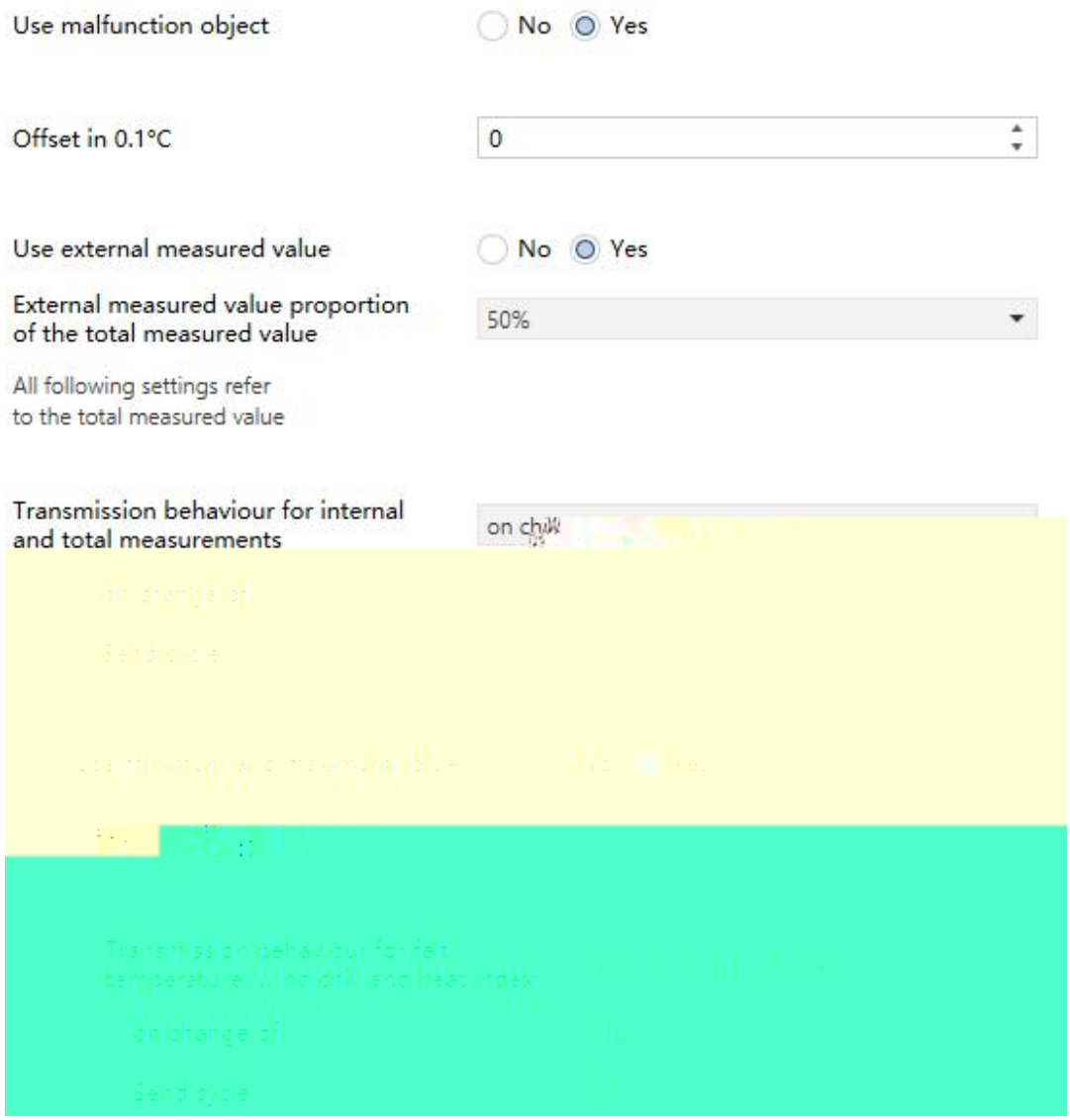

4.5 “Temperature”

: /

0.1

k

: **-50...50**

k

:

. .

“yes” k

k

:

5%

10%

...

95%

100%

k

:

“periodically” and “on change and periodically” k

k

:

5

10

...

1.5

2

“on change” and “on change and periodically” k

k

:

0.5

0.2

...

2.0

5.0

k

:

( )

k

:

. .

“periodically” and “on change and periodically” k

k

:

5

10

...

1.5

2

“on change” and “on change and periodically”

:

0.5

0.2

...

2.0

5.0

4.6

4.6 “Temperature threshold value”

1/2/3/4

k

:

4.6.1 **1/2/3/4**

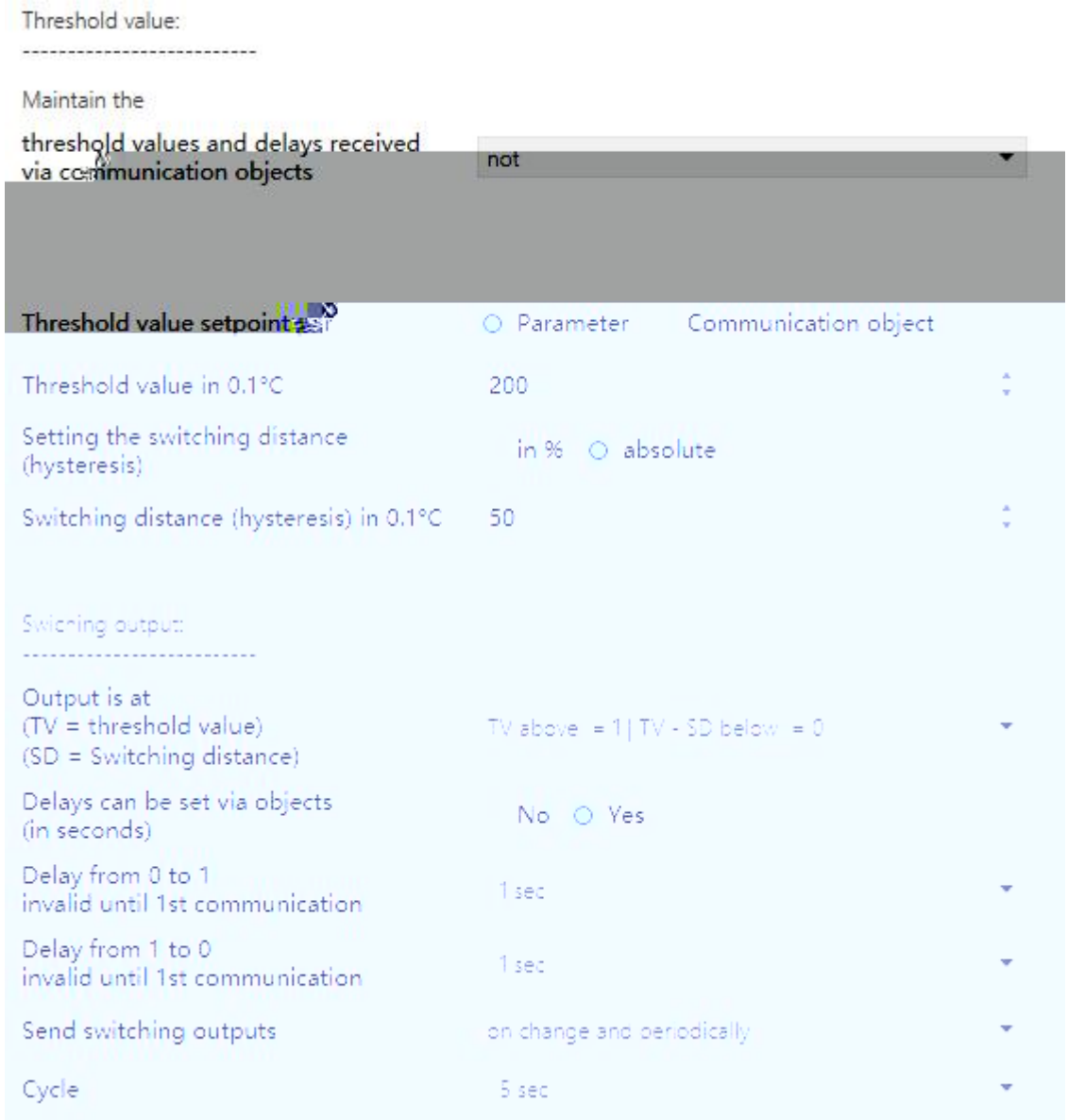
Threshold value:
Maintain the
threshold values and delays received via communication objects
not
Threshold value setpoint is
Parameter
Communication object
Threshold value in 0.1°C
200
Setting the switching distance (hysteresis)
in %
absolute
Switching distance (hysteresis) in 0.1°C
50
Switching output:
Output is at (TV = threshold value) (SD = Switching distance)
TV above = 1 | TV - SD below = 0
Delays can be set via objects (in seconds)
No
Yes
Delay from 0 to 1 invalid until 1st communication
1 sec
Delay from 1 to 0 invalid until 1st communication
1 sec
Send switching outputs
on change and periodically
Cycle
5 sec

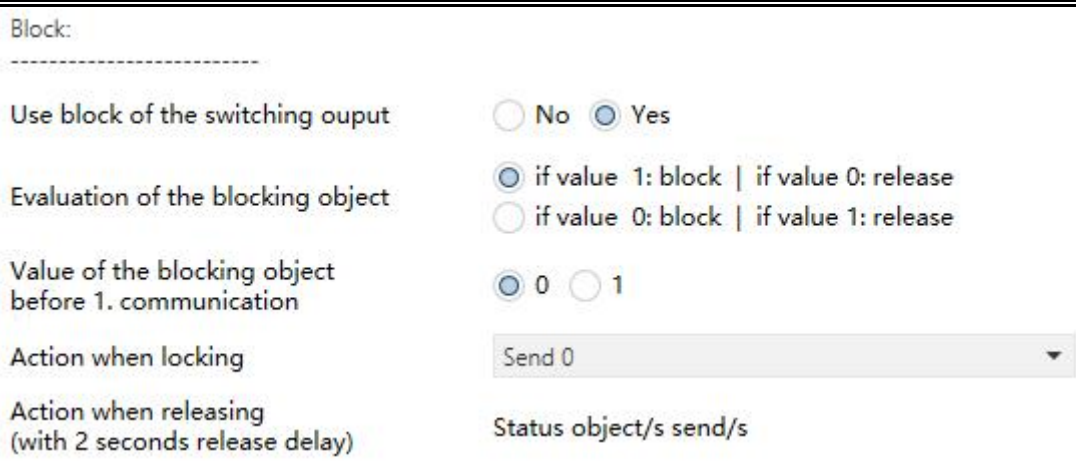

4.6.1 “Temperature threshold value 1/2/3/4”

:

k

k

:

k

k

:

0.1

“parameter” k

k

: **-300...800**

( )

( ) %

k

k

k k

: **%/**

: **0...50/0...1100**

k

0.1 **1.**

k k

0.1 k

k

k

: **-300...800**

( ) 0.1

( ) 0.1

/ k

4,

5,

:

0 1 1

1 0 1

“yes” k

0 1 1 0 k

: **/5 /10 /.../1.5 /2**

: **/5 /10 /.../1.5 /2**

k

:

1

0

1

0

“on change and periodically ” , “on change to 1 and periodically ” and “on change to 0 and periodically” k

k

:

5

10

...

1.5

2

:

Blocking k

:

k

1 0 k

:

1: **0:**

0: **1:**

1.

k

:

0

1

k

: / 0/ 1

: " "

4.7

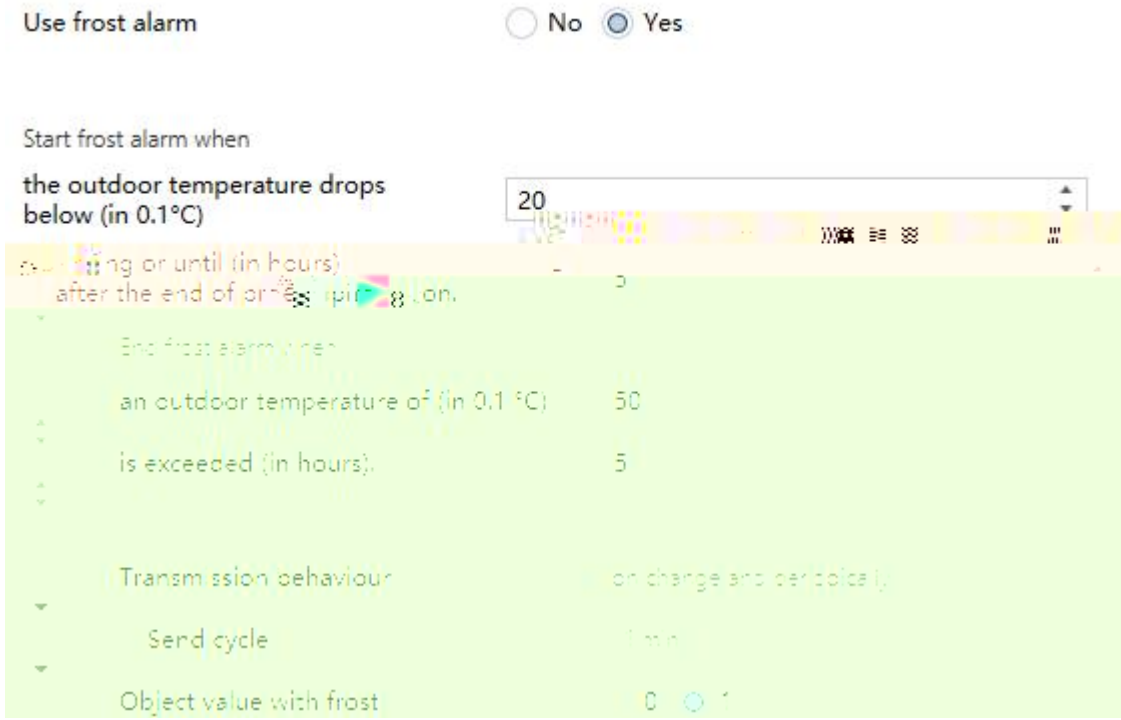

4.7 “Frost alarm”

k

:

k

/ /

(0.1 ,)

( )

(0.1 ,)

( ).

k k

: **-50...40**

: **1...10**

: **30...1000**

: **1...10**

k

:

on change and periodically ” , “on change to frost and periodically ” “on change to no frost and periodically”

4.8

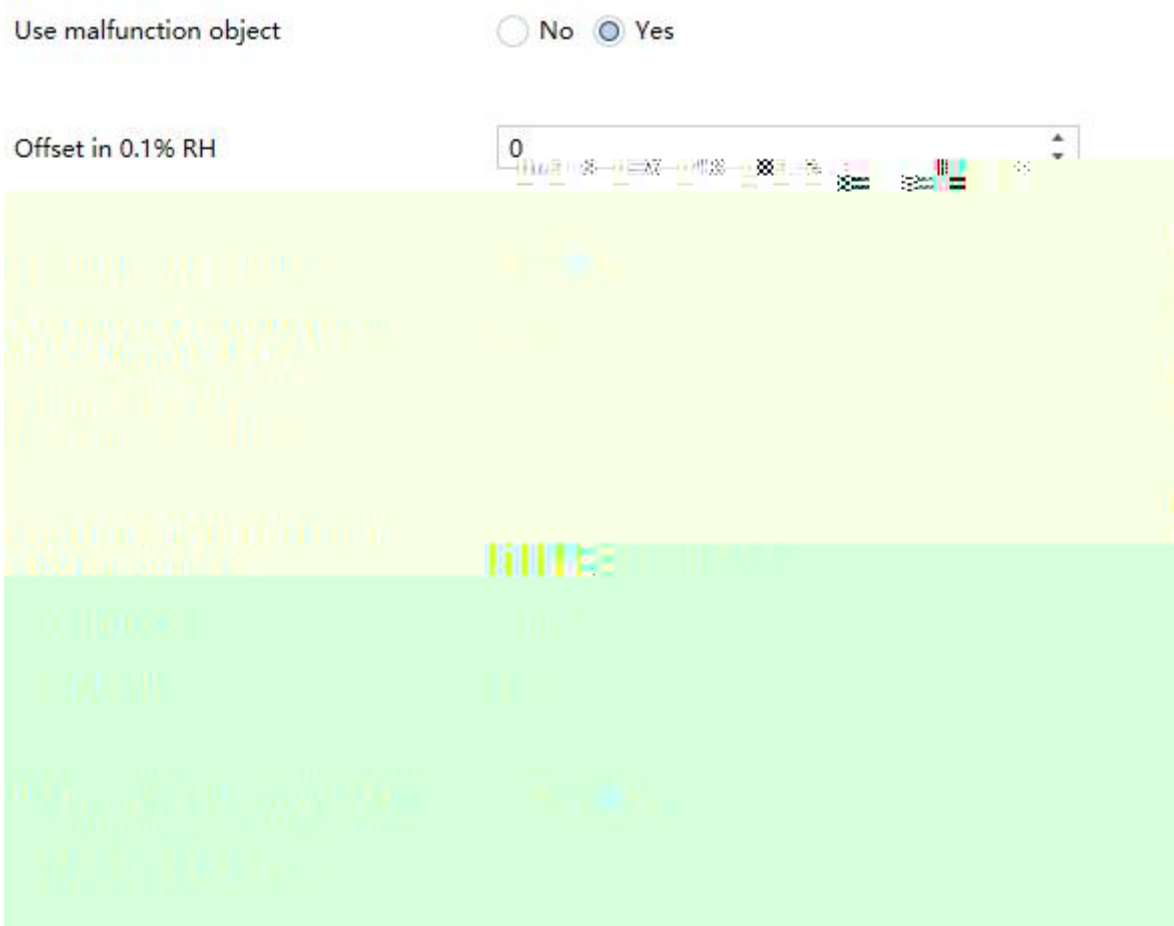

4.8 “Humidity measured value”

k

:

0.1%

k

: **-100...100**

k

:

k

:

5%

10%

...

95%

100%

k

:

. .

“periodically” and “on change and periodically ” k

k

:

5

10

...

1.5

2

. .

“on change” and “on change and periodically ” k

k

:

0.1%

0.2%

...

10.0%

20.0%

k Reset humidity min/max value

k k

:

4.9 9tM

:

4.9.1 1/2/3/4

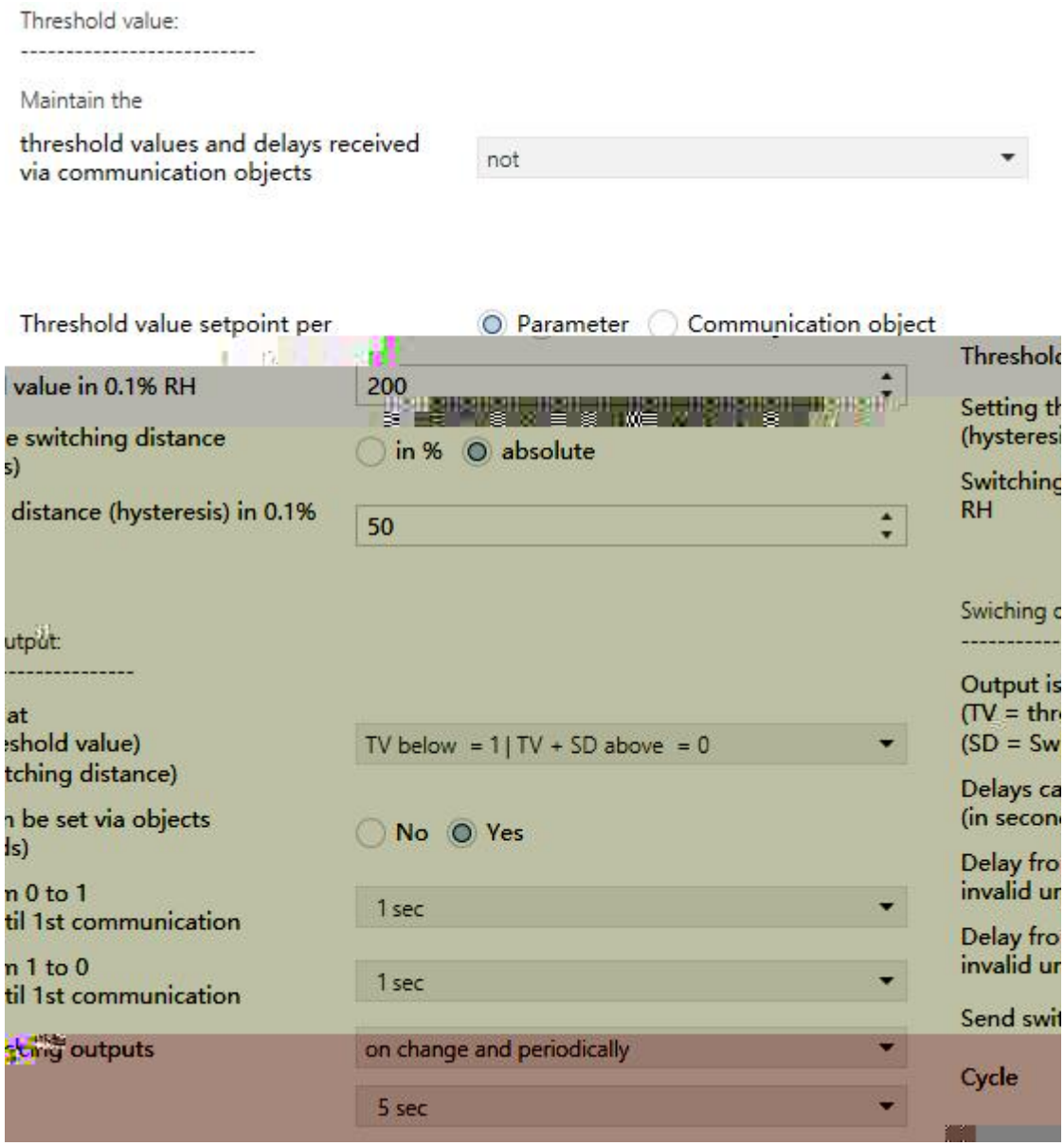
Threshold value:
Maintain the
threshold values and delays received via communication objects
not
Threshold value setpoint per
Parameter
Communication object
value in 0.1% RH
200
e switching distance
s)
in %
absolute
distance (hysteresis) in 0.1%
50
utput:
at
shold value)
tching distance)
TV below = 1 | TV + SD above = 0
be set via objects
ds)
No
Yes
n 0 to 1
til 1st communication
1 sec
n 1 to 0
til 1st communication
1 sec
outputs
on change and periodically
5 sec
Threshol
Setting th
(hysteresi
Switching
RH
Swiching
Output is
(TV = thr
(SD = Sw
Delays ca
(in secon
Delay fro
invalid ur
Delay fro
invalid ur
Send swit
Cycle

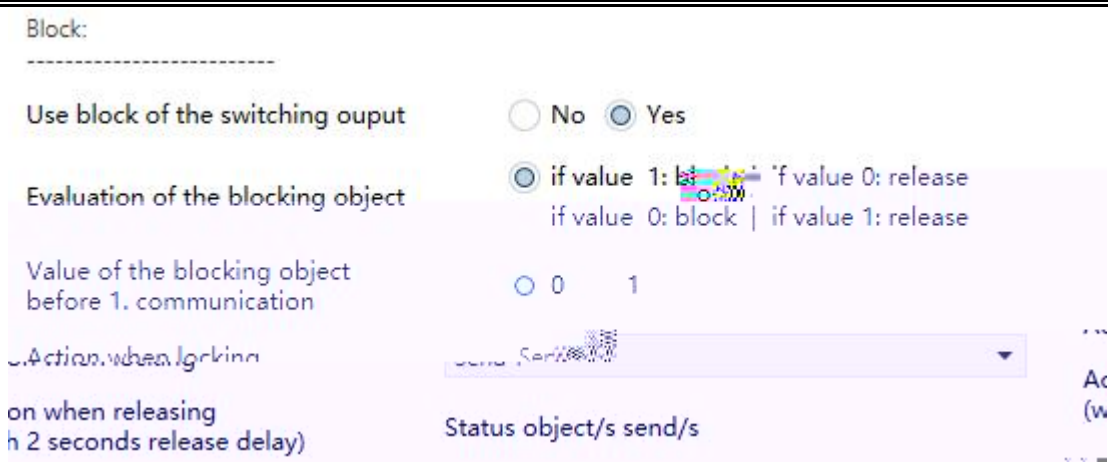

4.9.1 “Threshold value 1/2/3/4”

0.1%

k

: **1...1000**

4.6.1 k

4.10

KNX GPS Pro k

4.10 “Dew point measured value”

k

:

, ,

“periodically ” , “on change and periodically ” k

k

:

5

10

...

1.5

2

. .

“on change of ” , “on change and periodically ” k

k

:

0.1

0.2

...

2.0

5.0

k

:

4.10.1 .

/ k

k

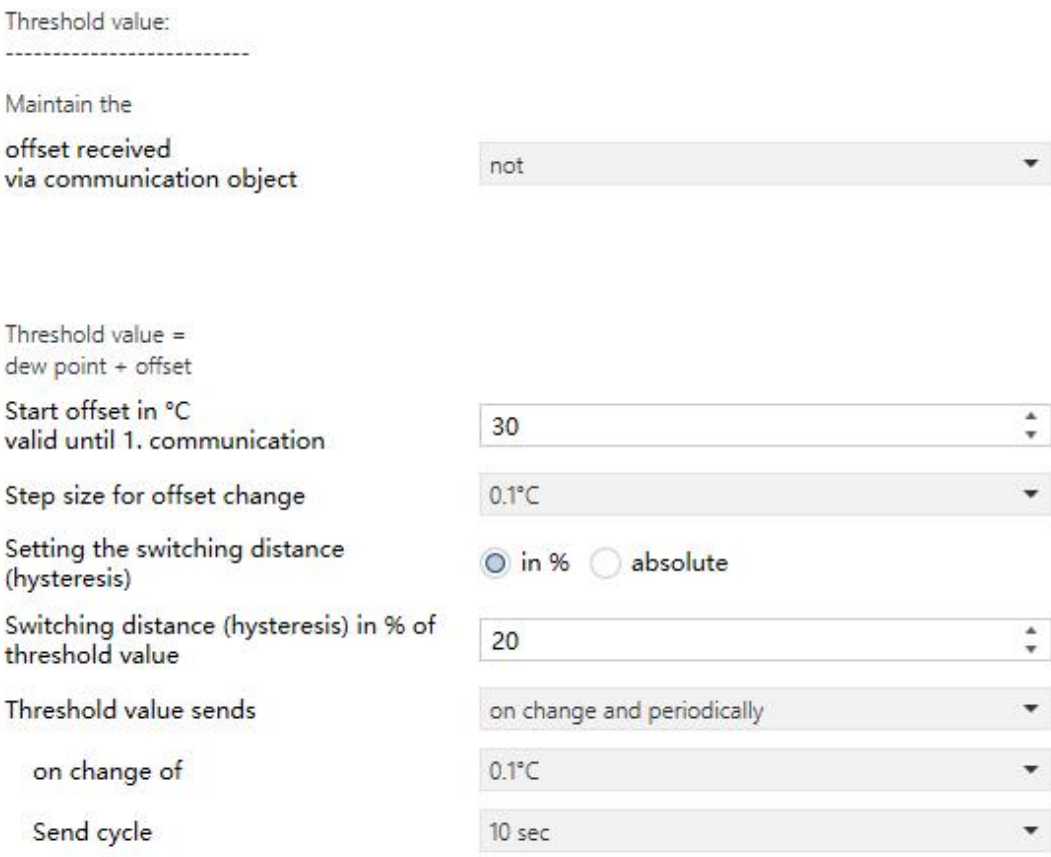
Threshold value:
Maintain the
offset received via communication object
not
Threshold value = dew point + offset
Start offset in °C valid until 1. communication
30
Step size for offset change
0.1°C
Setting the switching distance (hysteresis)
in %
absolute
Switching distance (hysteresis) in % of threshold value
20
Threshold value sends
on change and periodically
on change of
0.1°C
Send cycle
10 sec

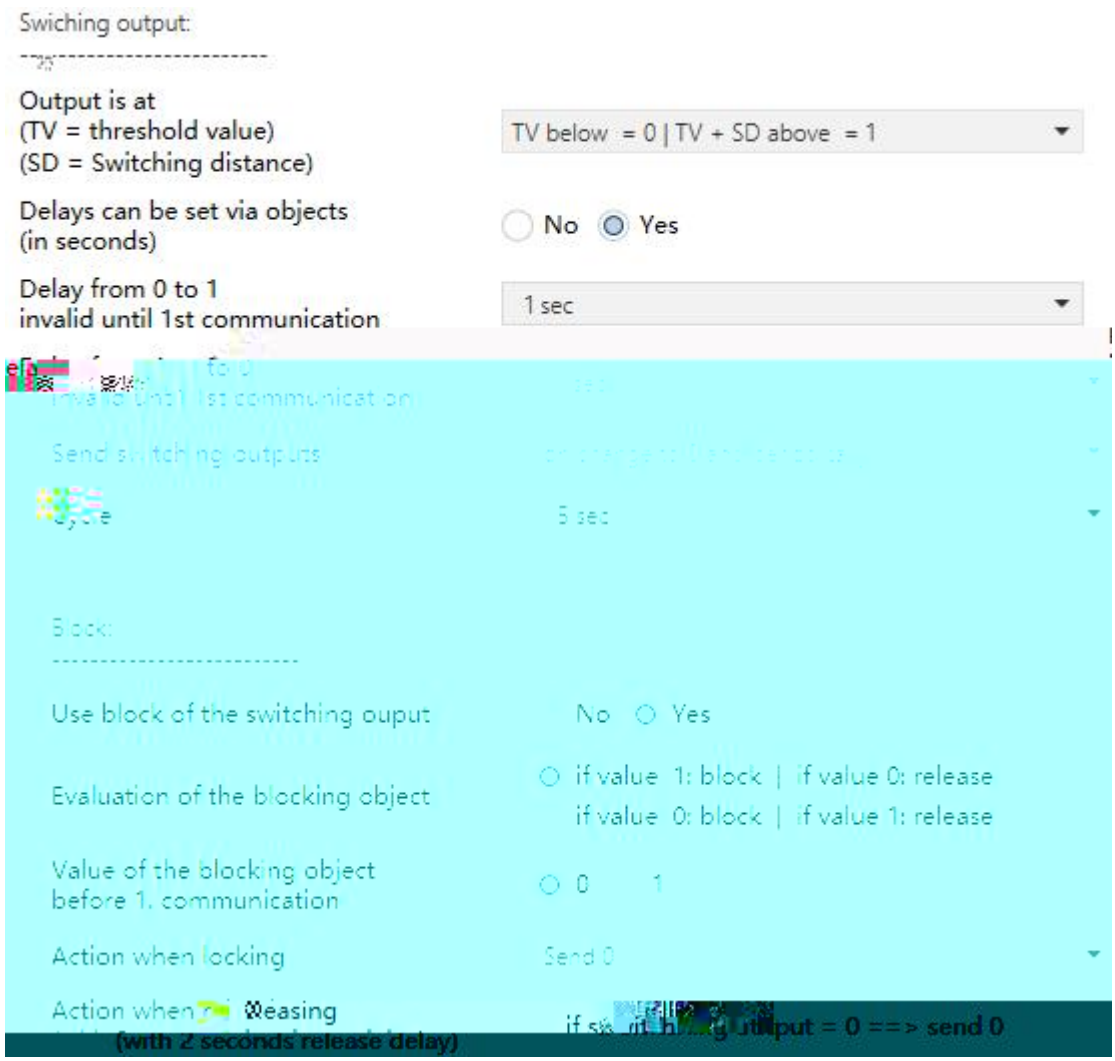

4.10.1 “Cooling medium temp.monitoring”

k

+ +

. 1.

k

k

k

k

: **0...200**

4.6.1 k

4.11

KNX GPS Pro k

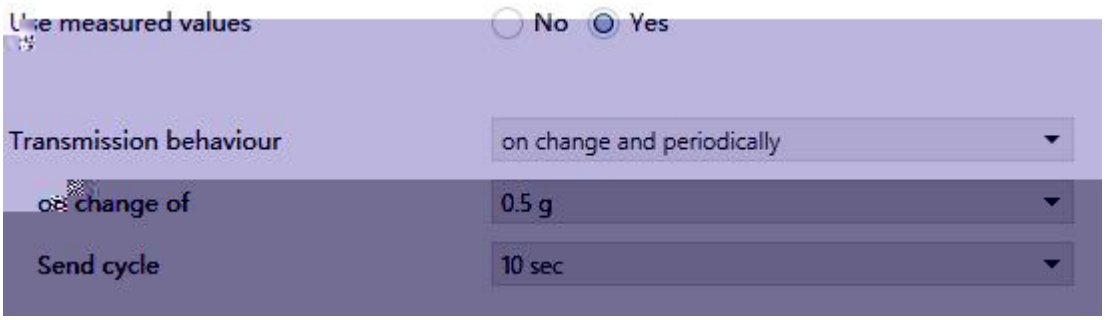

4.11 “Absolute humidity”

k

:

k

:

“periodically ” and “on change and periodically ” k

k

:

5

10

...

1.5

2

“on change” and “on change and periodically ” k

k

:

0.1

0.2

...

4

5

KNX/EIB KNX GPS

k

:

k

k

:

, ,

“On change and periodically ”, “On change to comfortable and periodically ”

“On change to uncomfortable and periodically” k

k

:

5

10

...

1.5

2

k

k

k

:

1 **0**

0 **1**

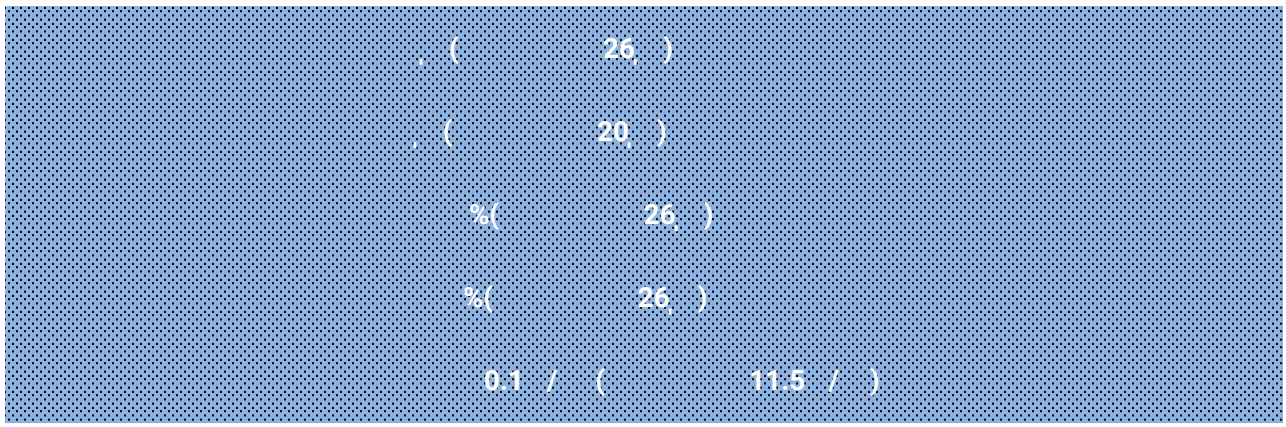

k DIN 1946 k

: **25...40**

: **10...21** : **52...90**

: **10...43**

: **50...2000**

1946 **1946**

( ) : 1 1

( ) : 2% 2%

( ) : 2 / 2 /

4.13

k

5 k

4.13 “Brightness”

k

:

, ,

“periodically” “on change and periodically” k

k

:

5

10

...

1.5

2

%

“on change” and “on change and periodically” k

k

: **1...100**

4.14

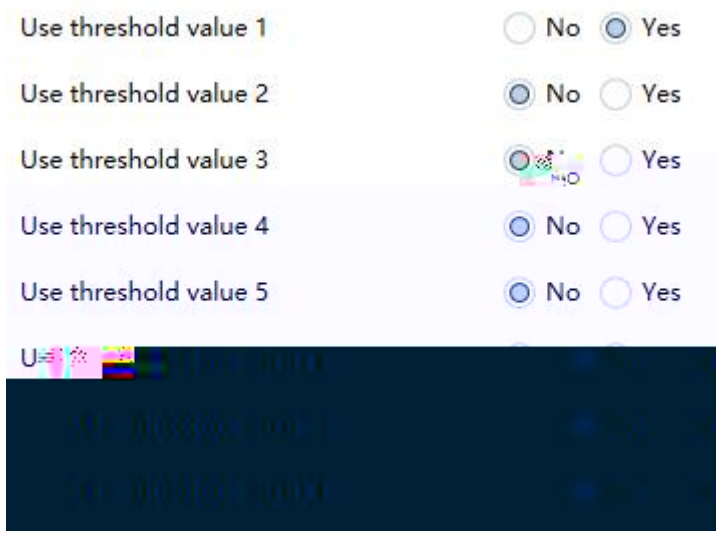

4.14 “Brightness threshold values”

1/2/3/4

k

:

4.14.1 1/.../8

Threshold value:

Maintain the

threshold values and delays received via communication objects: not

Threshold value setpoint per: Parameter / Communication object

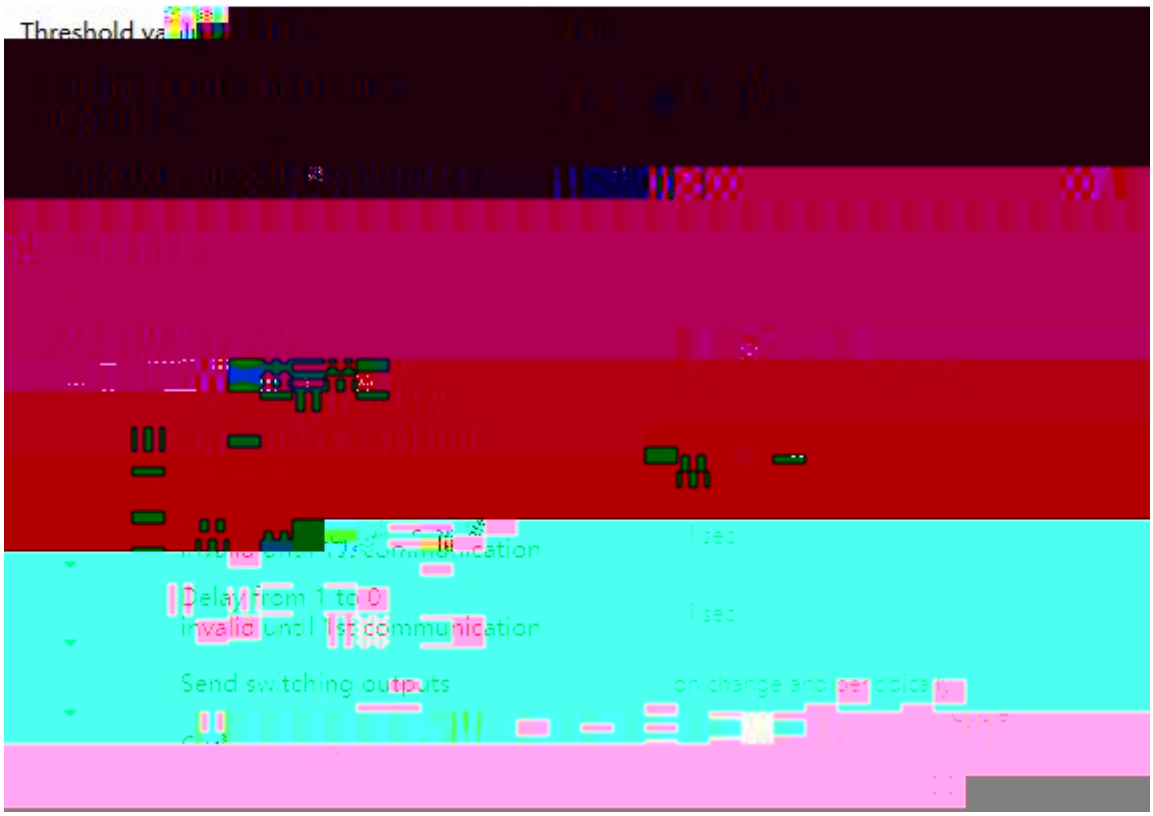

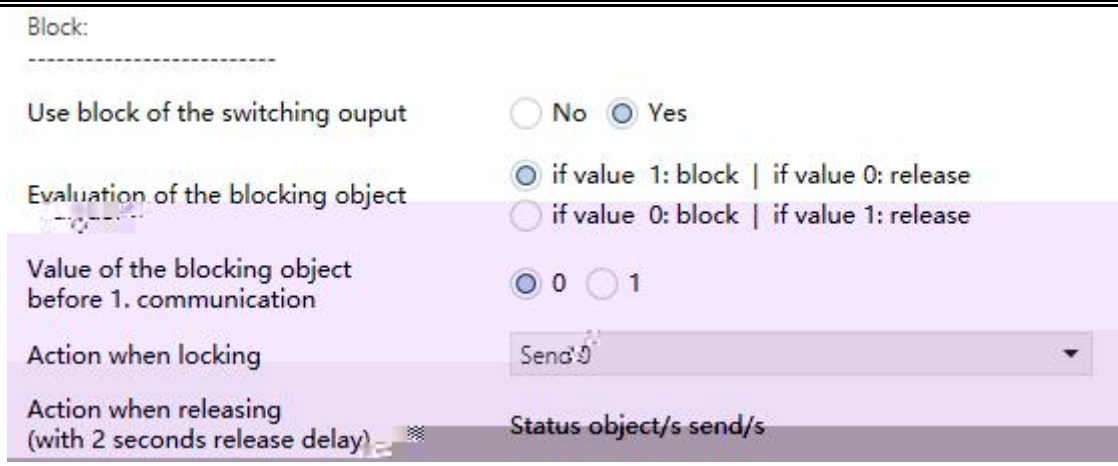
Block:
Use block of the switching ouput
No
Yes
Evaluation of the blocking object
if value 1: block | if value 0: release
if value 0: block | if value 1: release
Value of the blocking object before 1. communication
0
1
Action when locking
Send 0
Action when releasing (with 2 seconds release delay)
Status object/s send/s

4.15 ,

4.15 “Brightness, TV twilight sensor”

1/2/3/4

k

:

4.15.1 **1/2/3/4**

Threshold value:

Maintain the

threshold values and delays received via communication objects	not
Threshold value setpoint per	Parameter / Communication object
Threshold value in lux	10
Setting the switching distance (hysteresis)	in % / absolute
Switching distance (hysteresis) in Lux	5

Swiching output:

Output is at (TV = threshold value) (SD = Switching distance)	TV above = 1 | TV - SD below = 0
Delays can be set via objects (in seconds)	No / Yes
Delay from 0 to 1 invalid until 1st communication	1 sec

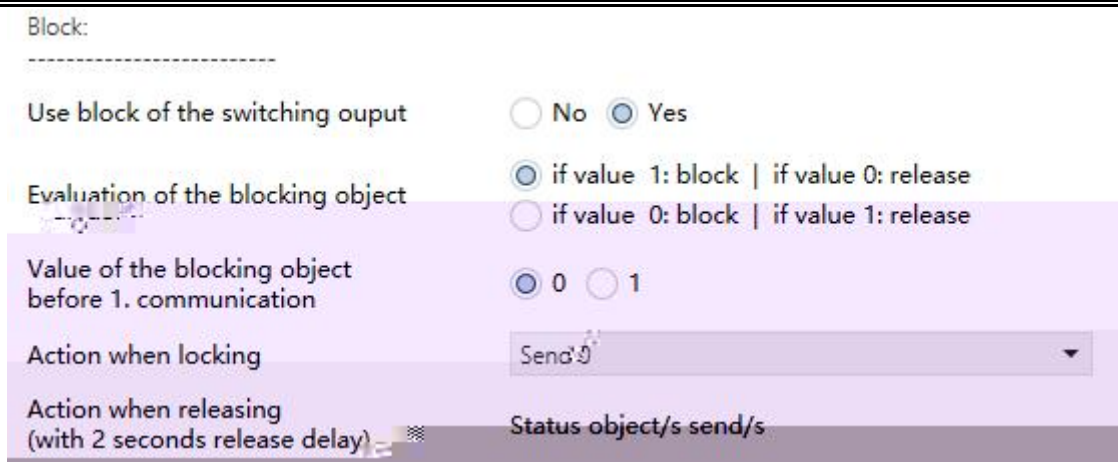

4.15.1 “Threshold value 1/2/3/4”

k

: **1000...15000**

4.6.1 k

4.16

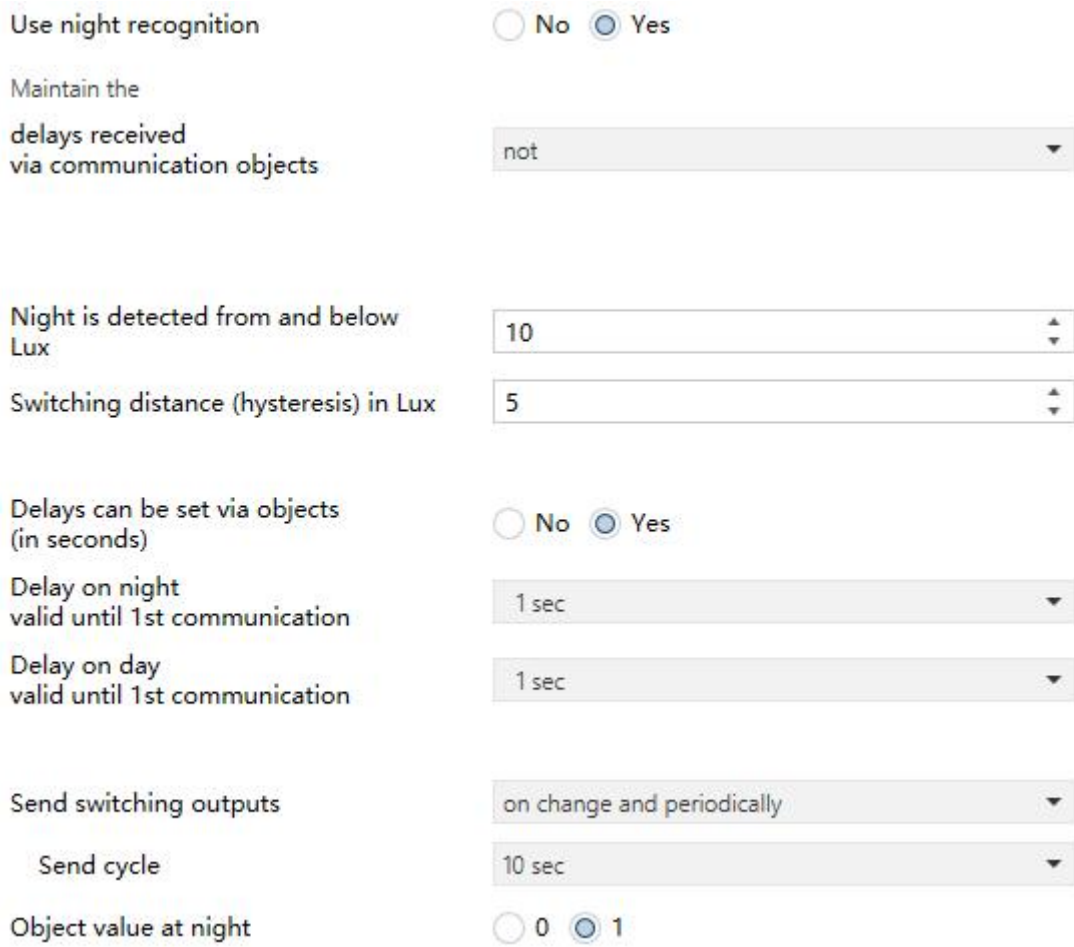

4.16 “Night”

k

:

k

k

: **1...1000**

( )

k

: **0...500**

( )

k

:

- -

- -

“NO” k

! k

: **/5 /10 /.../1.5 /2**

- - **1**

- - **1**

“yes” k

! k

: /5 /10 /.../1.5 /2

k

:

“on change and periodically” , “on change to night and periodically” “on change to day and periodically” k

k

:

5

...

2

k

: **0/1**

4.17

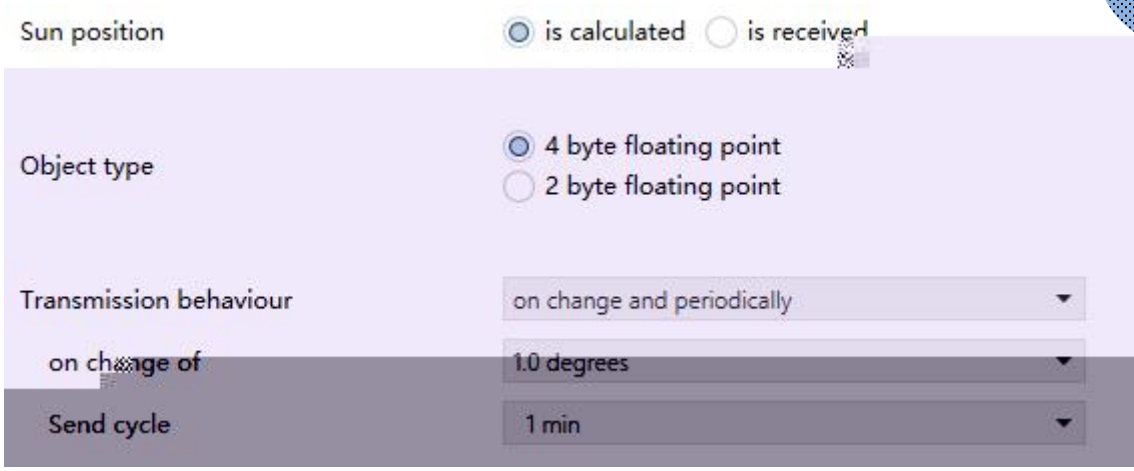

4.17 “Sun position” ²)

4.18

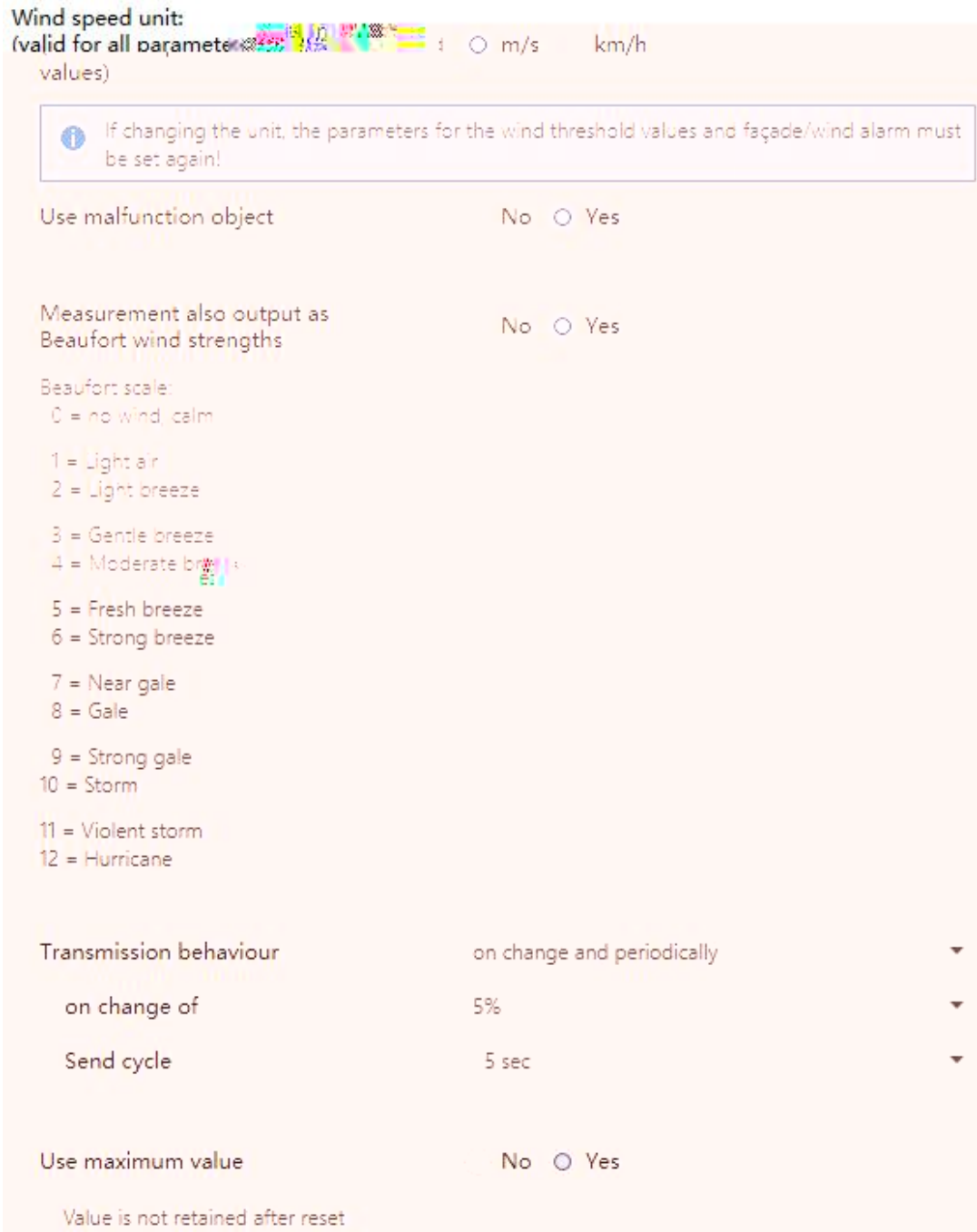

4.18 “Wind measurement”

5

6

7

8

9

10

11

12



k

:

, ,

“periodically” and “on change and periodically” k

k

:

5

10

...

1.5

2

“on change” and “on change and periodically” k

k

:

2%

5%

...

25%

50%

k

:

4.19

4.19 “Wind threshold value”

1/2/3/4

k

:

4.19.1 **1/2/3/4**

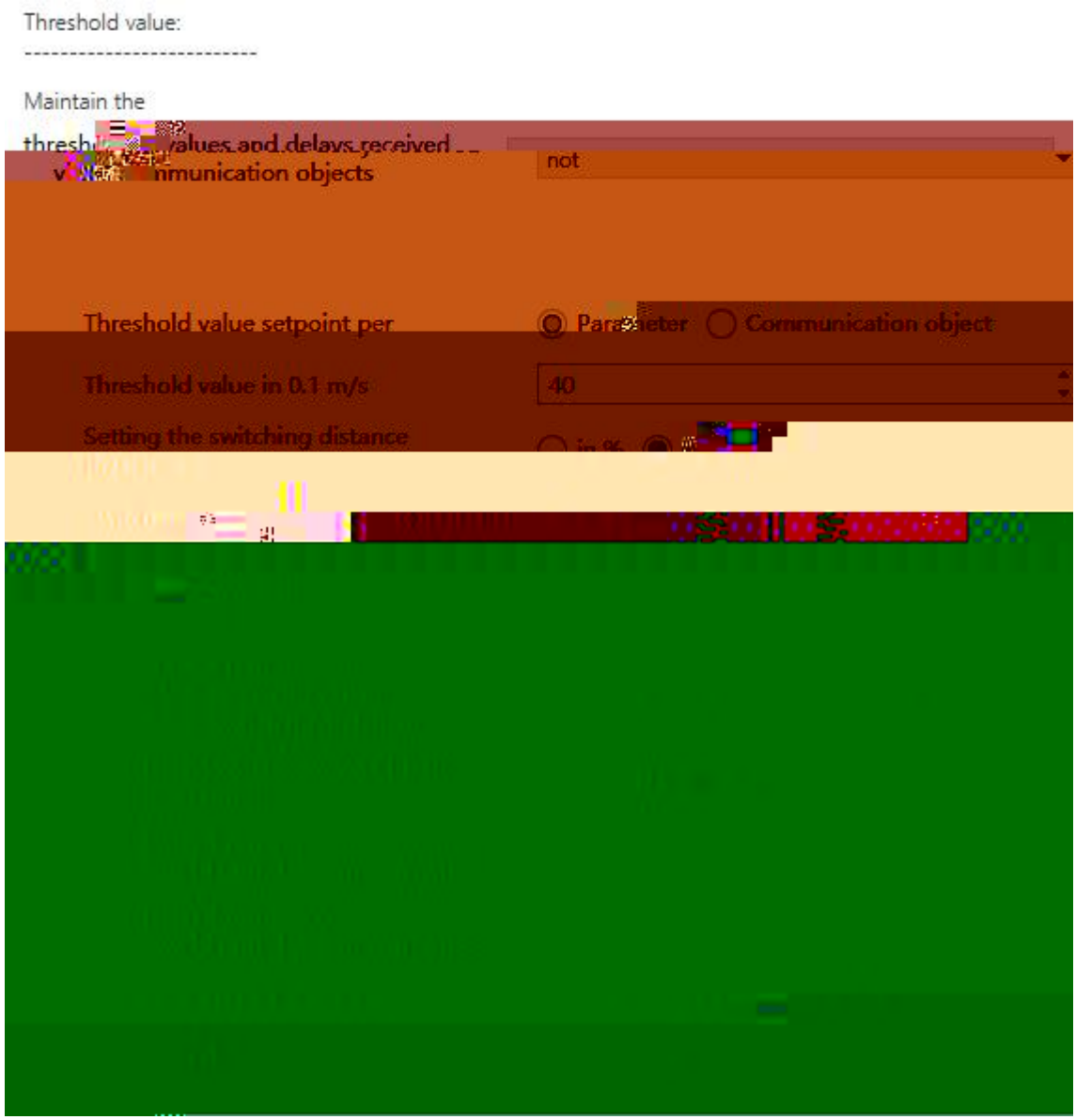
Threshold value:
Maintain the
not
Threshold value setpoint per
Parameter
Communication object
Threshold value in 0.1 m/s
40
Setting the switching distance

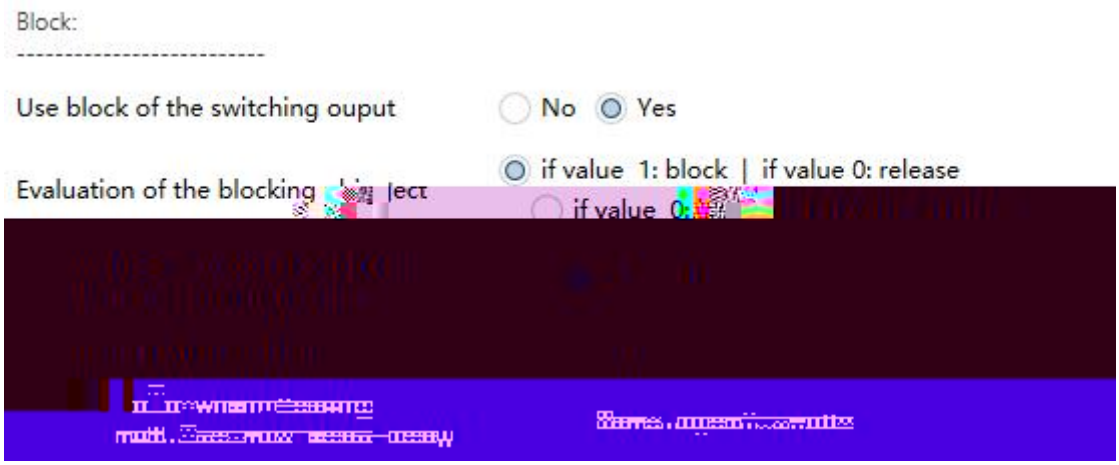

4.7.1 “Wind threshold value 1/2/3/4”

0.1 /

k

:**1...350**

4.6.1 k

4.20

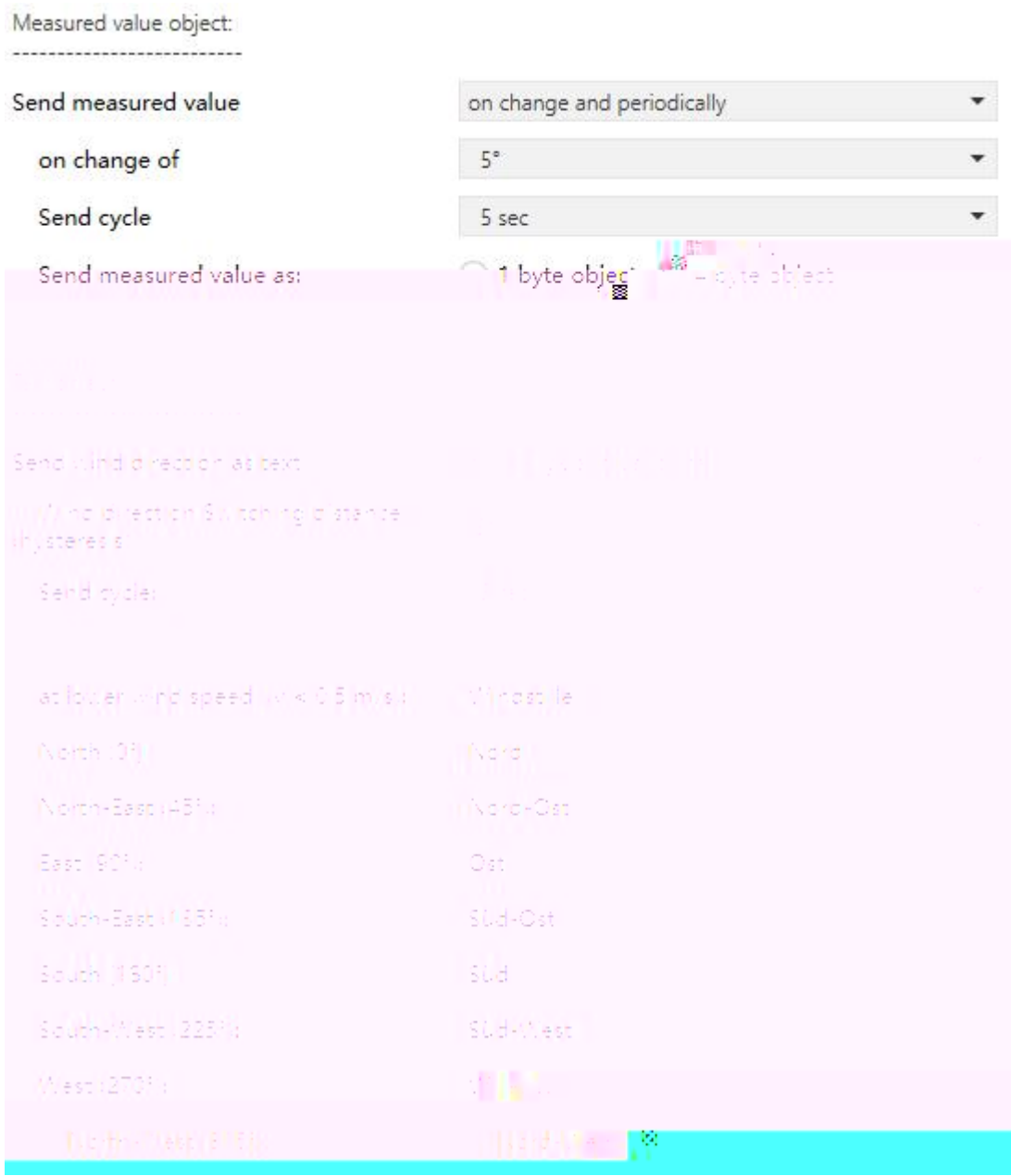
Measured value object:
Send measured value
on change and periodically
on change of
5°
Send cycle
5 sec
Send measured value as:
1 byte object

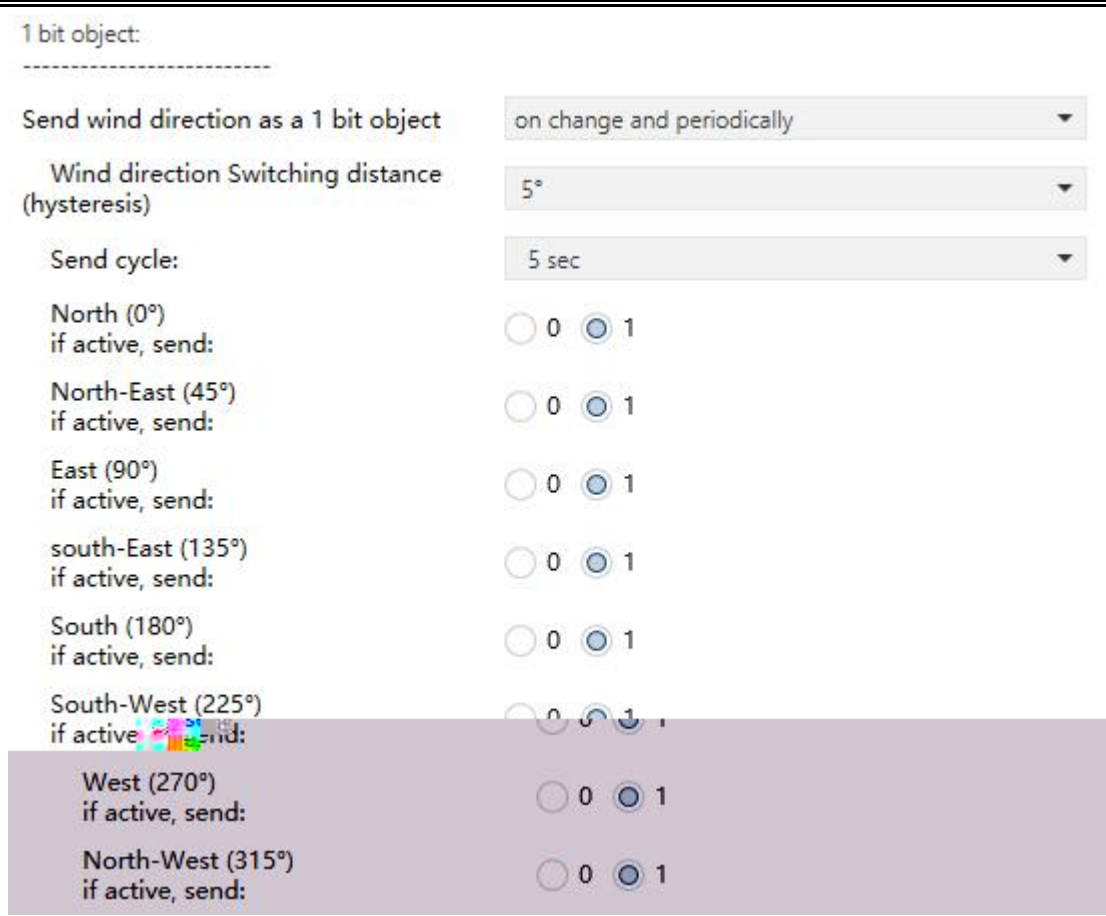

4.20 “Wind direction”

:

k

:

• •

“periodically” “on change and periodically” k

k

:

5

10

...

1.5

2

• •

“on change” “on change and periodically” k

k

:

2%

5%

...

25%

50%

• • :

“no” k

k

:

1

4

:



k

:

, ,

“periodically” “on change and periodically” k

k

:

5

10

...

1.5

2

, , ( )

“on change” “on change and periodically” k

k

:

0-

1-

...

16-

20-

(<0.5 /)

(0-)

- (45-)

(90-)

- (135-)

(180-)

- (225-)

(270-)

- (315-)

k

1 :

1

1bit k

:

- -

“periodically” “on change and periodically” k

k

:

5

10

...

1.5

2

- - ( )

“on change” “on change and periodically” k

k

:

0-

1-

...

16-

20-

(0-) , :

- (45-) , :

(90-) , :

- (135-) , :

(180-) , :

- (225-) , :

(270-) , :

- (315-) , :

1bit k

:

0

1

4.21

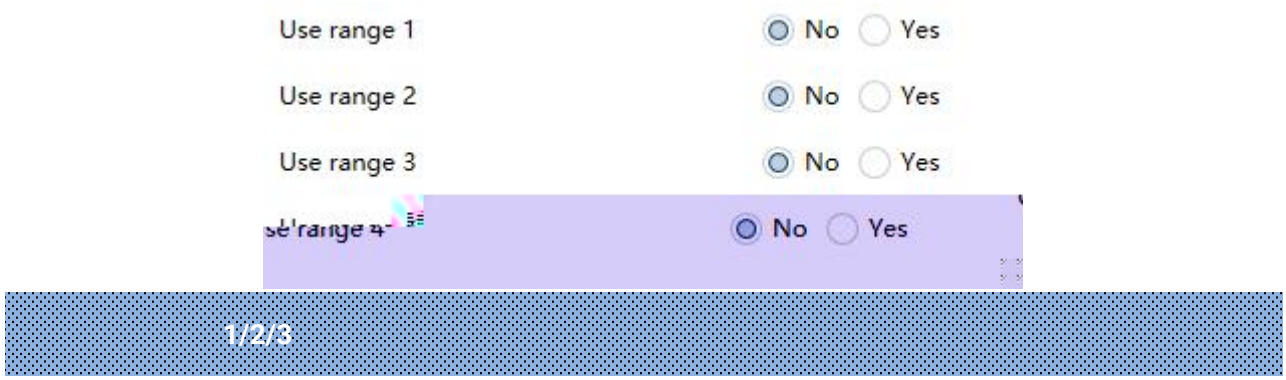
Use range 1
No
Yes
Use range 2
No
Yes
Use range 3
No
Yes
No
Yes
1/2/3

k

:

4.21.1 **1/2/3/4**

Wind direction angle range:

Maintain the

ranges and delays received via communication objects: not

Reported data indication for: Parameter / Communication object

Angle range

from: 0

to: 0

Output is "one" if the value is within range.

Switching distance (hysteresis): 5°

Output is "zero" if the value is outside the range, incl. switching distance (hysteresis) (from - SD to + SD).

Swiching output:

Delay ca[illegible]et via objects (in seconds): No / Yes

Delay from 0 to 1 valid until 1st communication: 1 sec

Delay from 1 to 0 valid until 1st communication: 1 sec

Send switching outp[illegible]: on change and [illegible]odically

Cycle: 5 sec

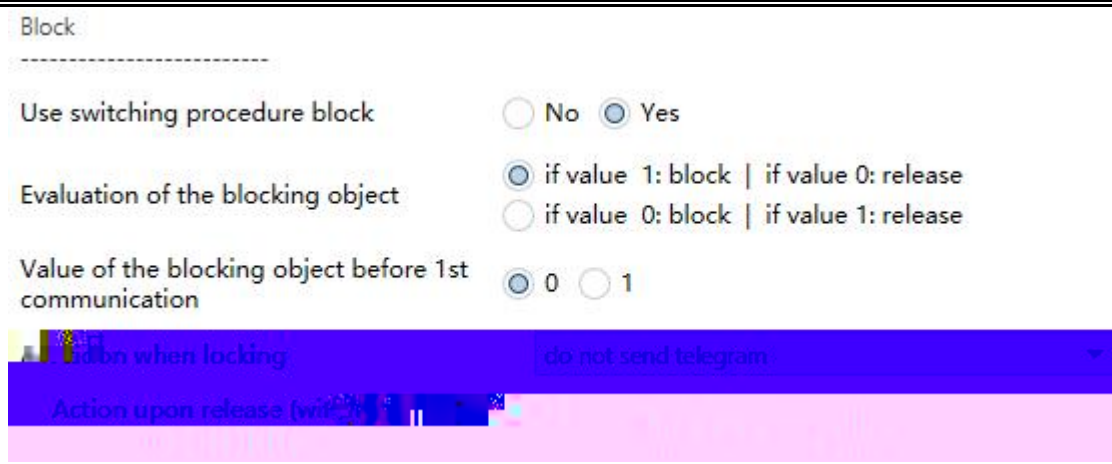

4.21.1 “Range 1/2/3/4”

:

k /

k

:

k

k

:

( )

k

:

0-

5-

...

16-

20-

k

:

:

k

: **0...359**

k

k

:

/ /

, ,

“Increment/decrement” k

k

:

1-

2-

...

20-

30-

4.6.1 k

4.22

Air pressure unit: Pa
(1 Pa = 0.01 hPa = 0.01 mbar)
Normal air pressure:
at sea level, temperature-compensated
Typical normal air pressure

4.22 “Pressure measured value”

: ( )

(1 0.01 0.01)

:

, -

:

:

98,000 : 98,000:

100,000...102,000 : 100,000...102,000 :

102,000...104,000 : **102,000...104,000 :**

104,000 : **104,000 :**



k

:



k

:



k

:

, ,

“periodically” “on change and periodically” k

k

:

5

10

...

1.5

2

, ,

“on change” “on change and periodically” k

k

:

10

20

...

200

500

k

:

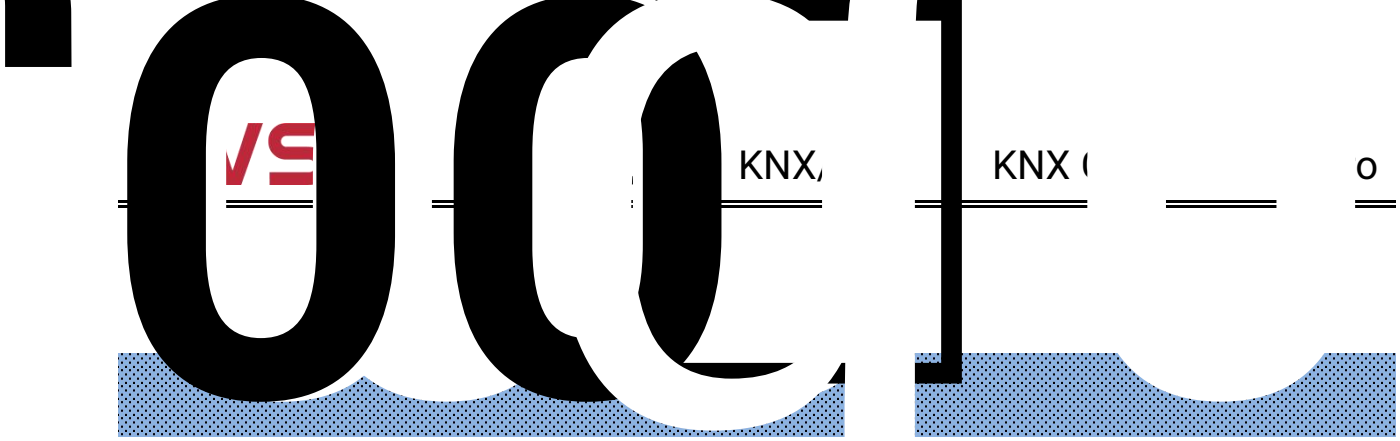

k

:

<98,000 (. .)

<98,000 ... 1000,000 (. .)

100,000 Q

:

5

10

...

1.5

2

4.23

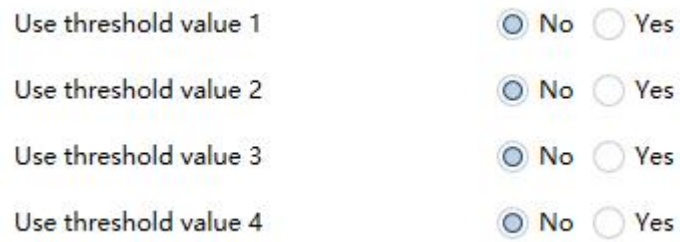

4.9 “Pressure threshold values”

1/2/3/4

k

:

4.23.1 **1/2/3/4**

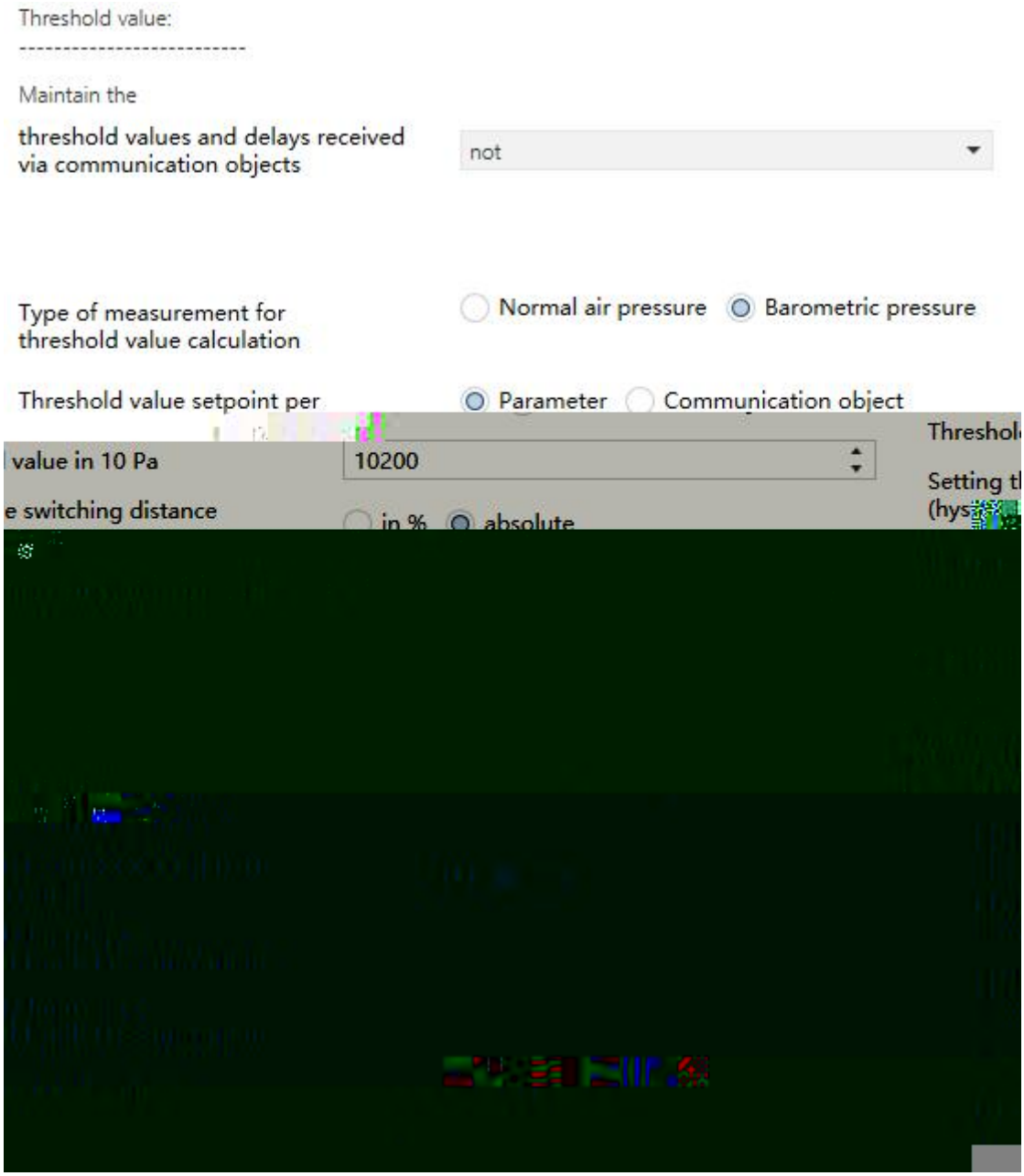
Threshold value:
Maintain the
threshold values and delays received via communication objects
not
Type of measurement for threshold value calculation
Normal air pressure
Barometric pressure
Threshold value setpoint per
Parameter
Communication object
value in 10 Pa
10200
e switching distance
in %
absolute

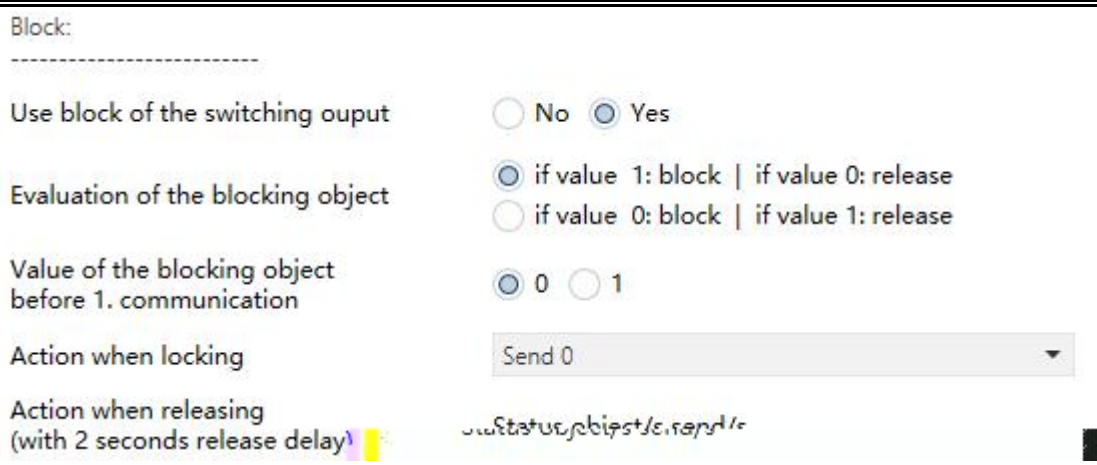

4.9 “Threshold value 1/2/3/4”

k

:

10

k

: **3000...11000**

4.6.1 k

4.24

k

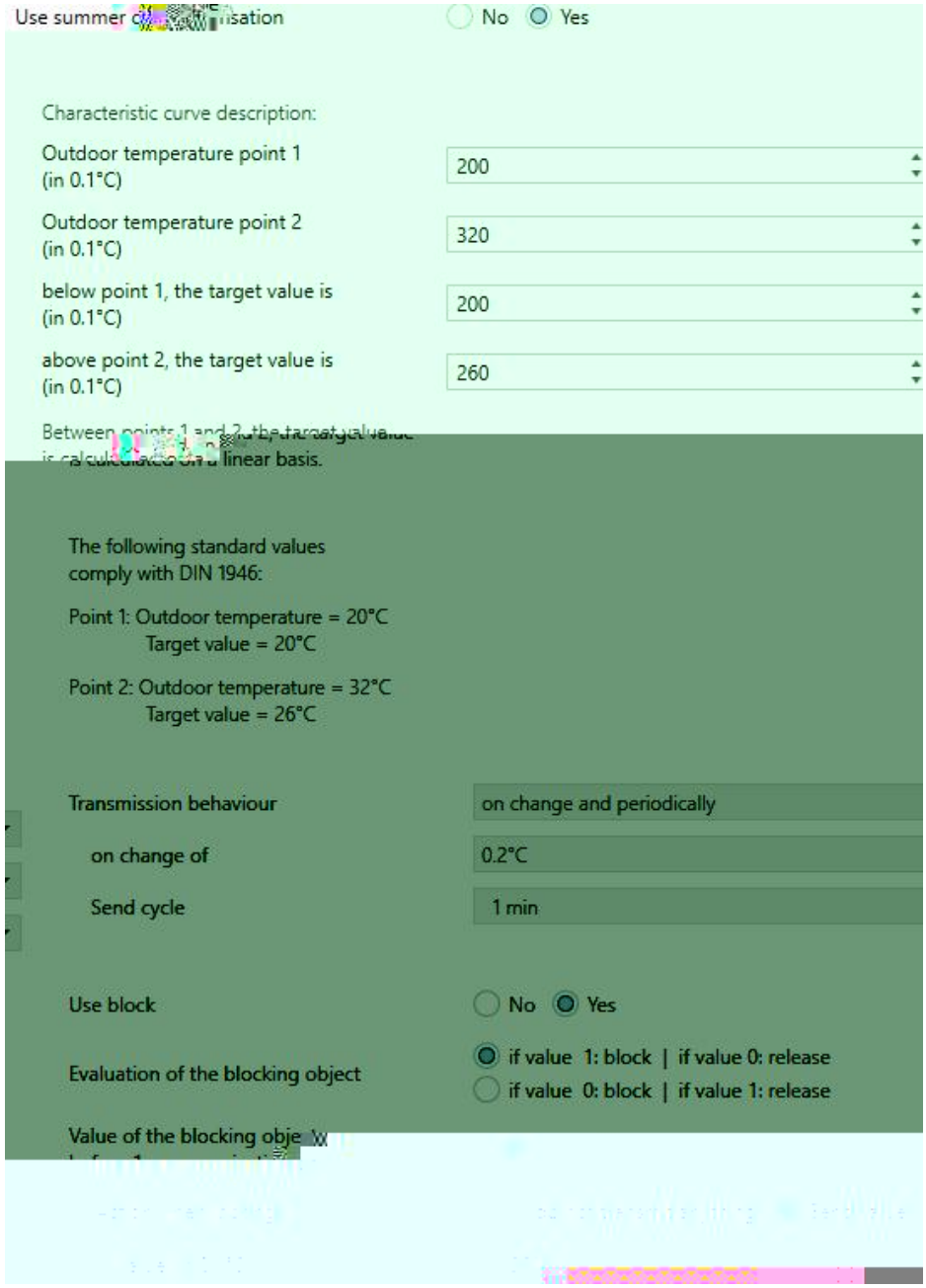

4.24 “Summer compensation”

k

:

k

:

1(0.1)

2(0.1)

1, (0.1)

2, (0.1)

1 2 k

1 2 k

: **0...500** **1** **2,** .

1 **2** **k**

60529: **1946**

1:	**20,**	**20,**	**1:**	**20,**	**20,**
2:	**32,**	**26,**	**2:**	**32,**	**26,**



2.0

5.0

k

:

k

1 0 k

:

1: **0:**

0: **1:**

1.

k

:

0

1

k

:

(**0.1**)

“send value” k

k

: **0...500**

4.25

k

k 10 k

4.25.1.7 k

Use façades ○ No ◉ Yes

Use simulation objects ◉ No ○ Yes

Use façade 1 ○ No ◉ Yes

Use façade 2 ◉ No ○ Yes

Use façade 3 ◉ No ○ Yes

Use façade 4 ◉ No ○ Yes

Use façade 5 ◉ No ○ Yes

Use façade 6 ◉ No ○ Yes

Use façade 7 ◉ No ○ Yes

Use façade 8 ◉ No ○ Yes

Use façade 9 ◉ No ○ Yes

Use façade 10 ◉ No ○ Yes

Use façade 11 ◉ No ○ Yes

Use façade 12 ◉ No ○ Yes

4.25(1)

4.25(2)Facades_General settings

4.25(3)Facades_Live monitoring



4.25(4)Facades_Wind and rain alarm

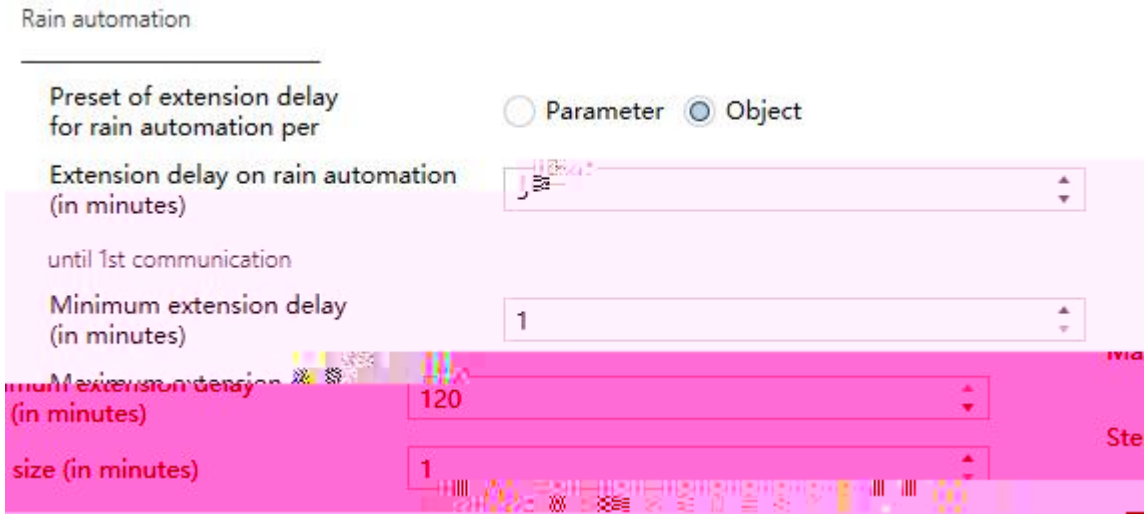

4.25(5)Facades_Rain automation

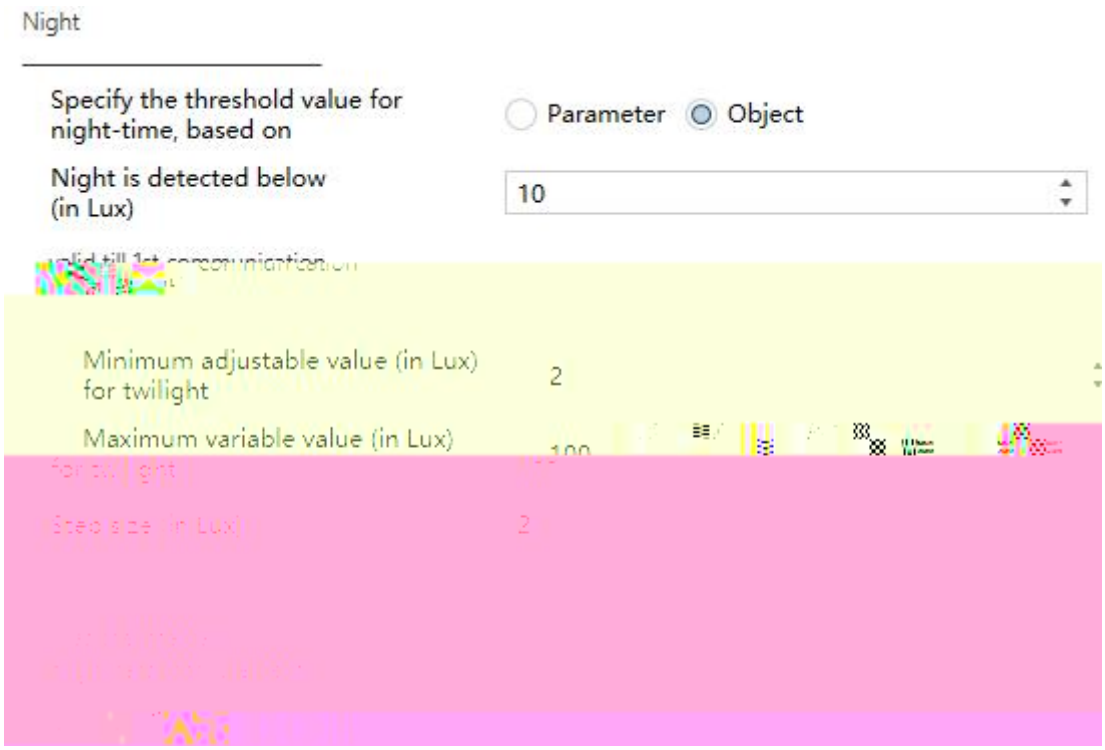

4.25(6)Facades_Night

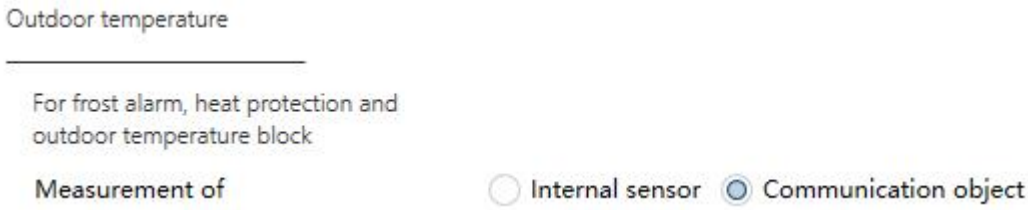

4.25(7)Facades_Outdoor temperature

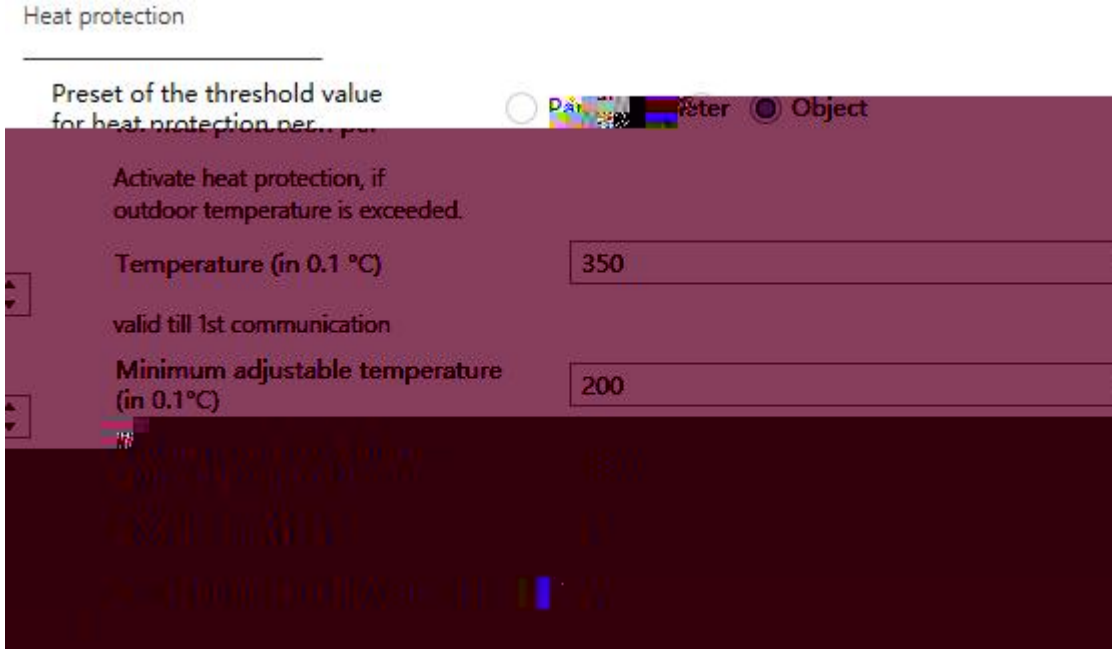

4.25(8)Facades_Heat protection

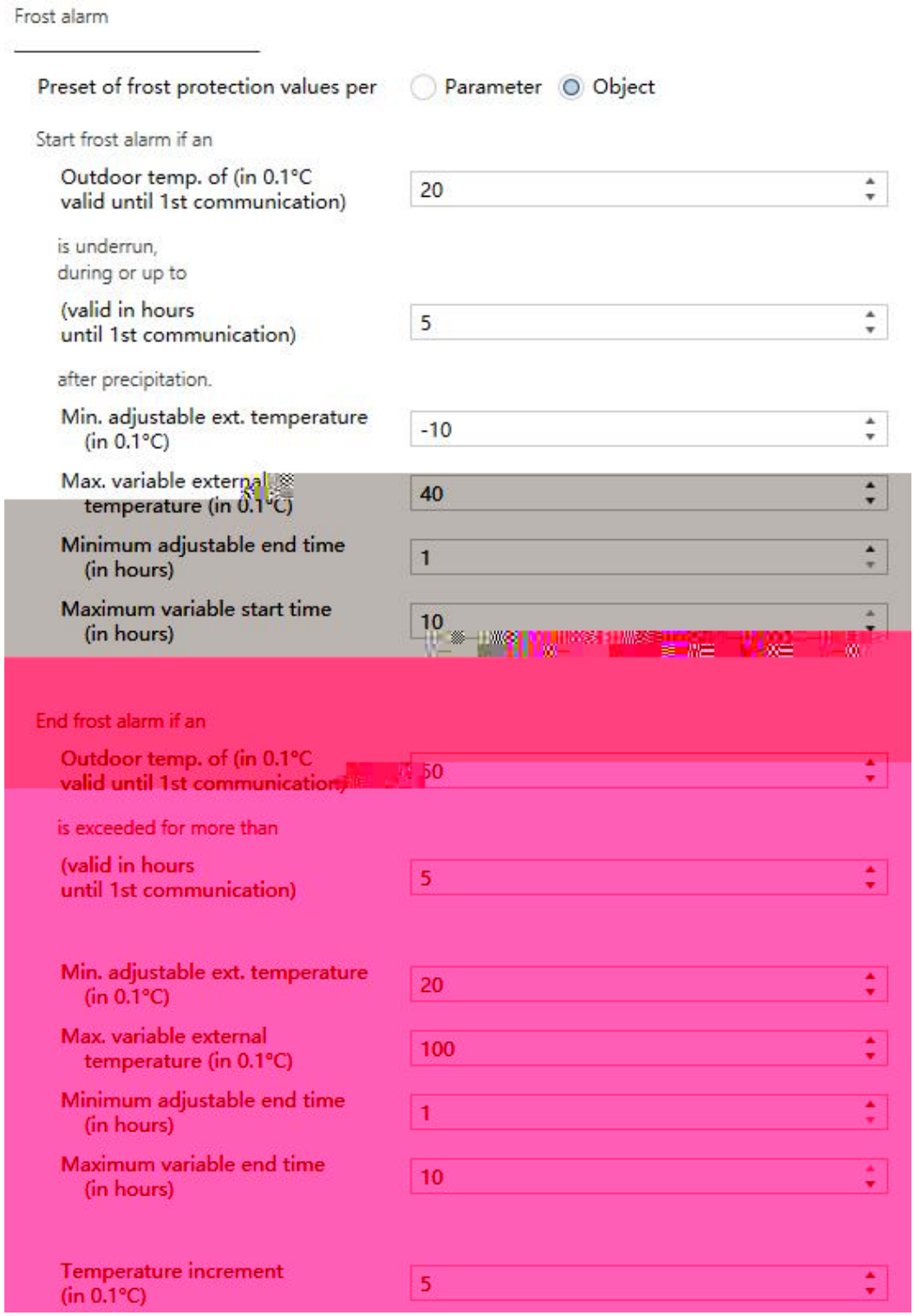

4.25(9)Facades_Frost alarm

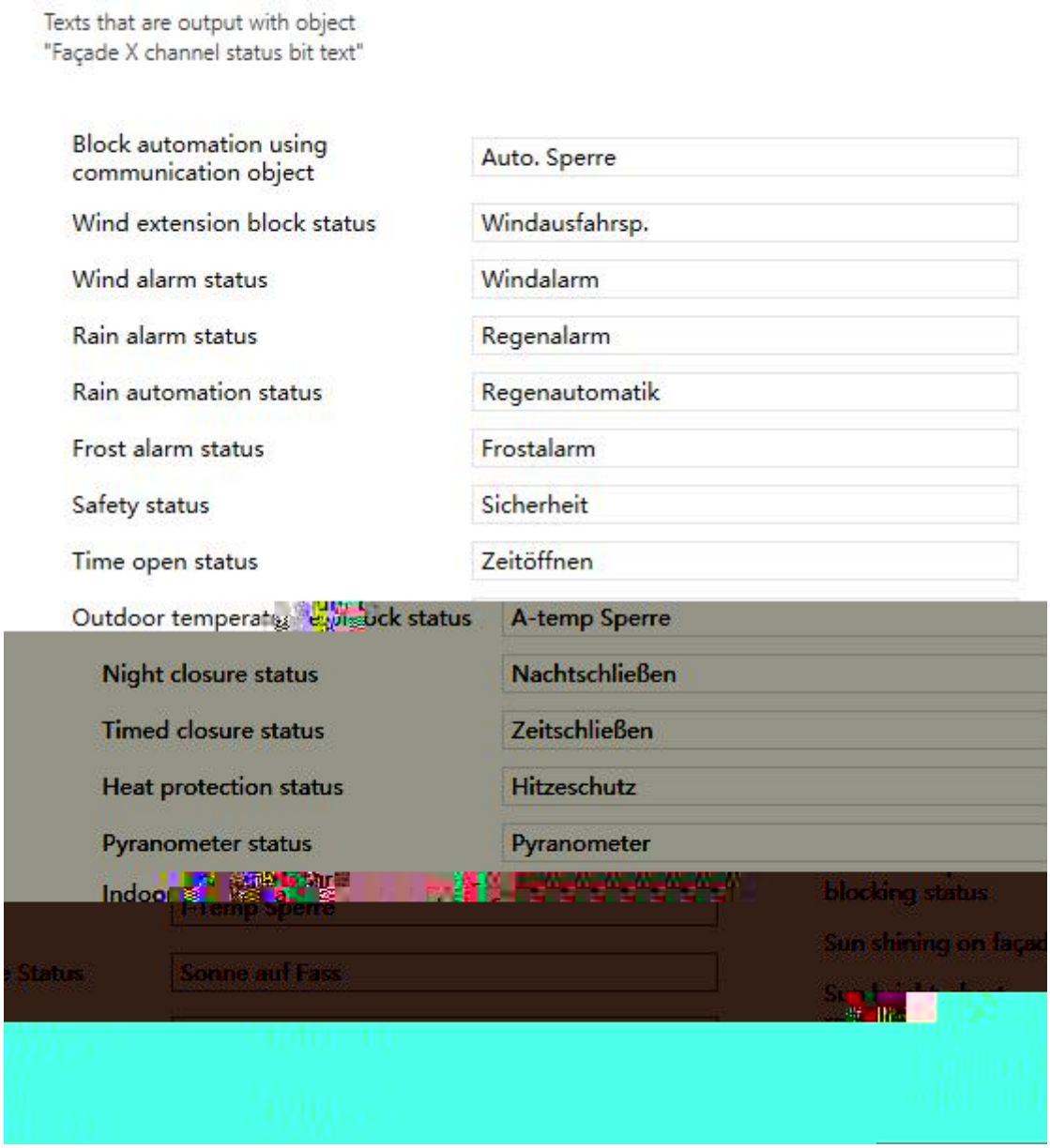

4.25(12)Facades_Text that are output with object”Facade X channel state bit text”

k

:

k

k

:

, (,) . k

10 .

10 k

1/.../12

4.25.1

4.25.2 k :

k

:

k

k

k

:

“yes” k

k

:

5

10

...

1

2

: ! k **48**

k

:

k

k k k

( )

□ □ □ □ □ □

I .... Λ

ɯ

k

k

k

k

k

( )

k

: /

: **1...120**

:

- ,

( )

k k

k 1 k

: /

: **1...200**

k

( )

( )

( )

k

: **1...200**

: **1...200**

: **1...10**

:

,

! **!**

! k

k **:**

: 48 **!** k

:

(0.1)

( ) (0.1)

k k

: /

: **100...500**

: **10...200**

k

(0.1)

(0.1)

(0.1)

k

: **100...500**

: **100...500**

: **1...10**

:

k

(0.1)

( )

k

k

: /

: **-200...300**

: **1...10**

k

/ /

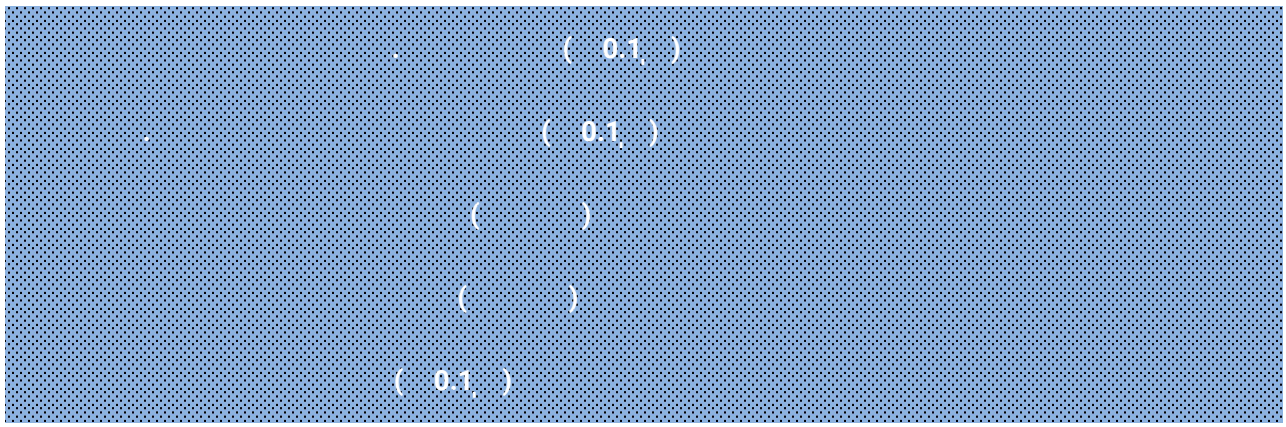

k

: **-200...300**

: **-200...300**

: **1...10**

: **1...10**

: **0...255**

:

4.25.1.8 k

k

k

1

release 1 0 k

: **1** **0** **/0** **1**

: **0/1**

k

k 14 k

/







4.25.1 1/.../12: ,

k

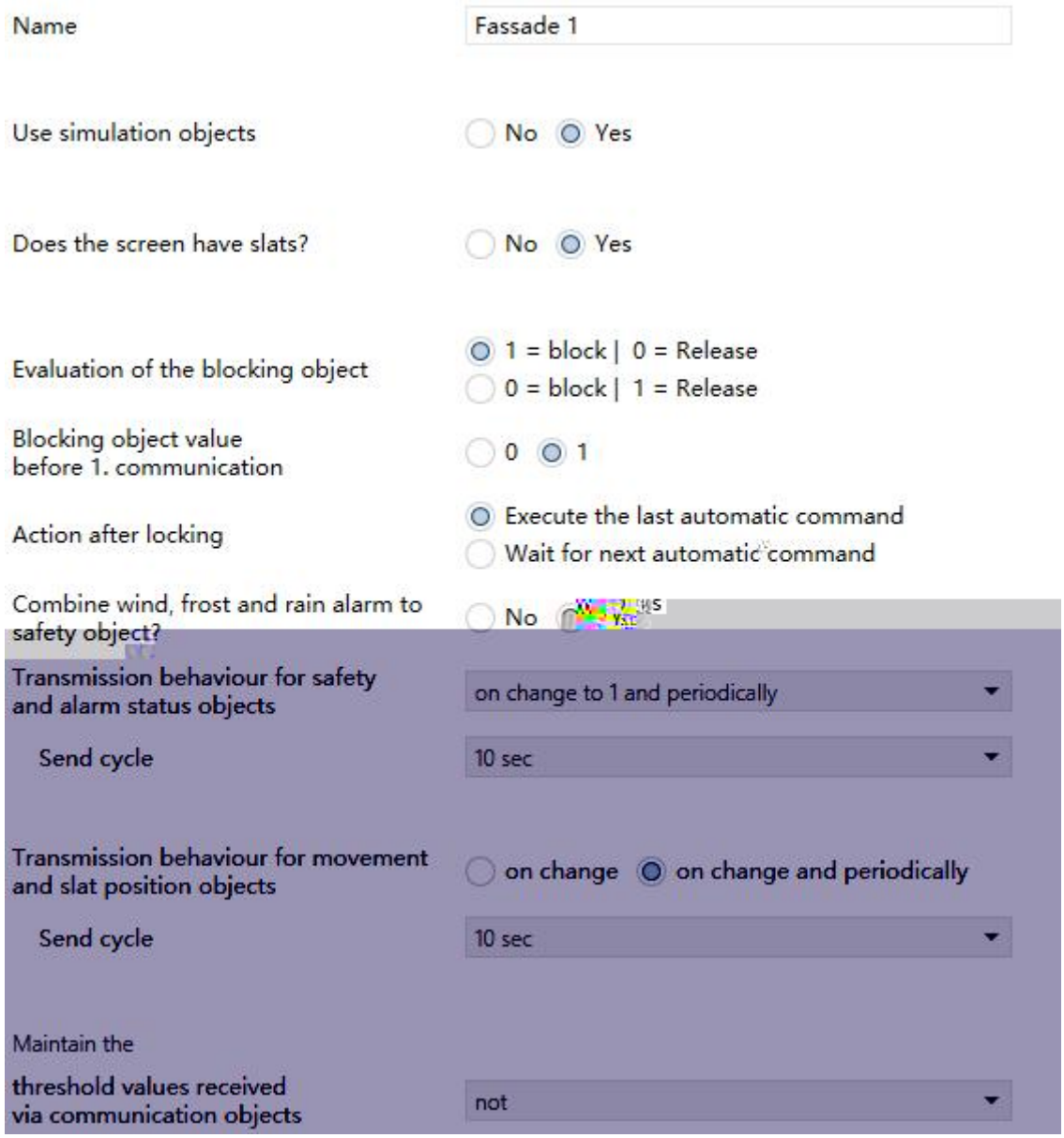

4.25.1(1)

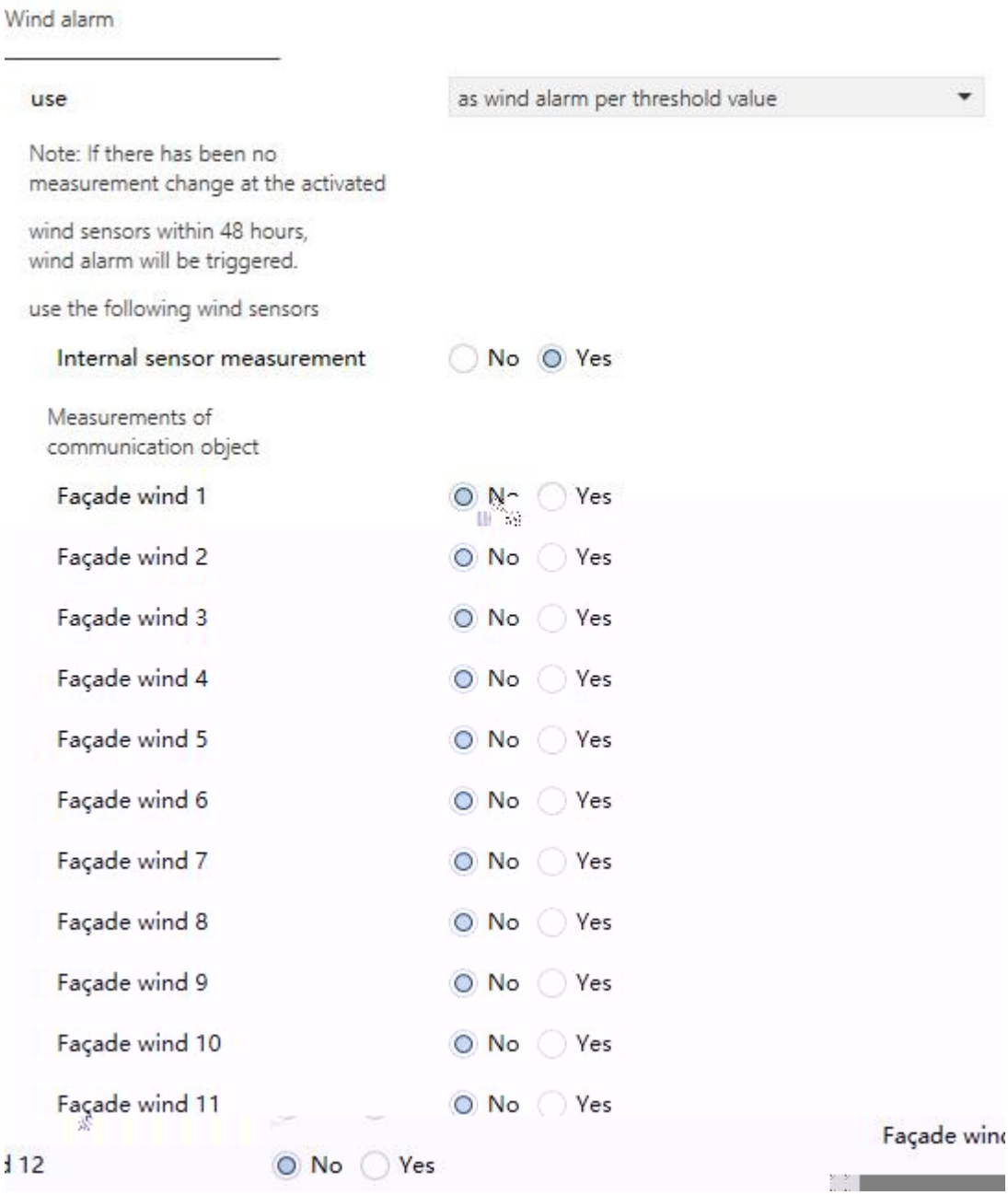
Wind alarm
use
as wind alarm per threshold value
Note: If there has been no measurement change at the activated
wind sensors within 48 hours, wind alarm will be triggered.
use the following wind sensors
Internal sensor measurement
No
Yes
Measurements of communication object
Façade wind 1
Façade wind 2
Façade wind 3
Façade wind 4
Façade wind 5
Façade wind 6
Façade wind 7
Façade wind 8
Façade wind 9
Façade wind 10
Façade wind 11
Façade wind 12

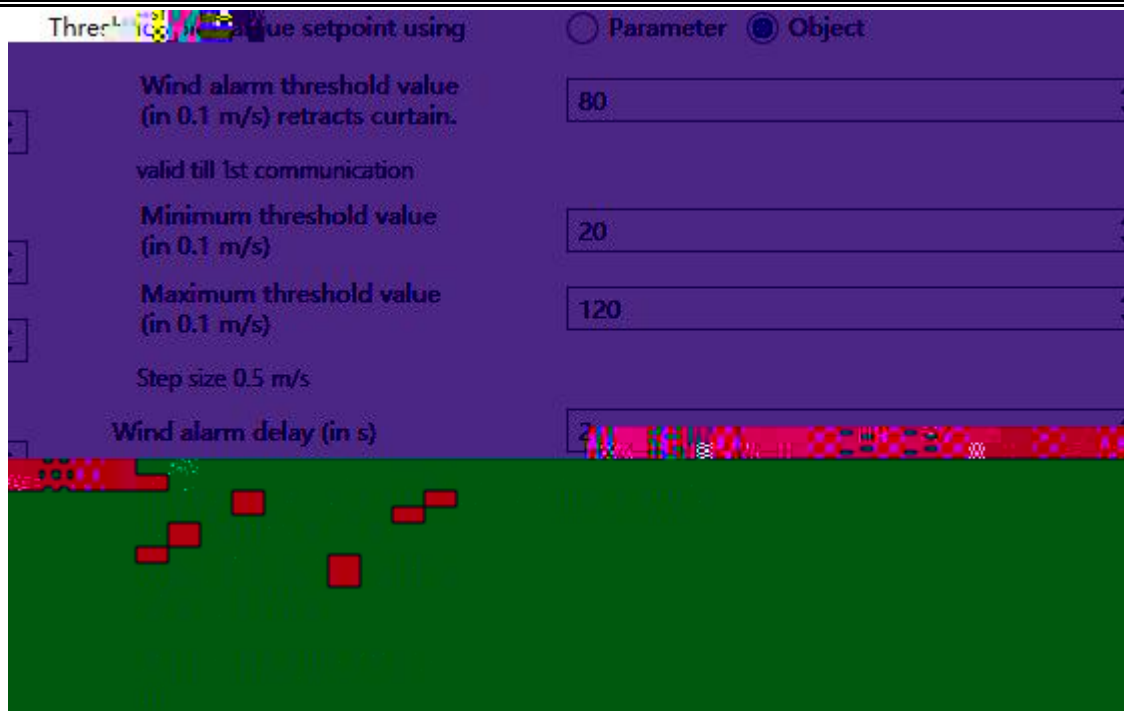

4.25.1(2) Wind alarm

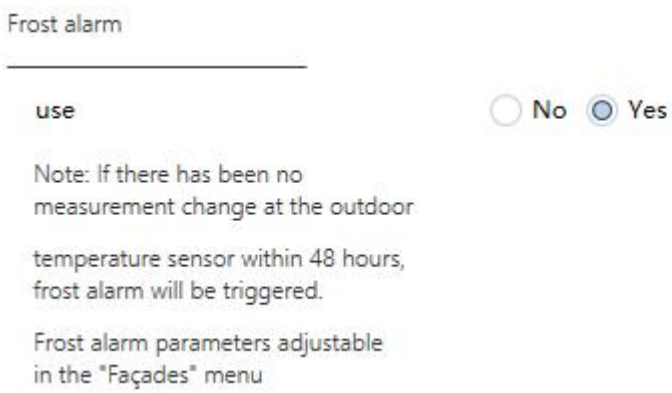

4.25.1(3) Frost alarm

Rain
use
as rain automation
Extension delay is set in the Façades menu.
Use rain automation
with week time switch
Period 1
No Yes
Period 2
No Yes
Period 3
No Yes
Period 4
No Yes
Period 5
No Yes
No Yes
Period 7
No Yes
Period 8
No Yes
Period 9
No Yes
Period 10
No Yes
Period 11
No Yes
No Yes
Period 13
No Yes
Period 14
No Yes
Period 15
No Yes
Period 16
No Yes
Yes
18
No Yes
19
No Yes

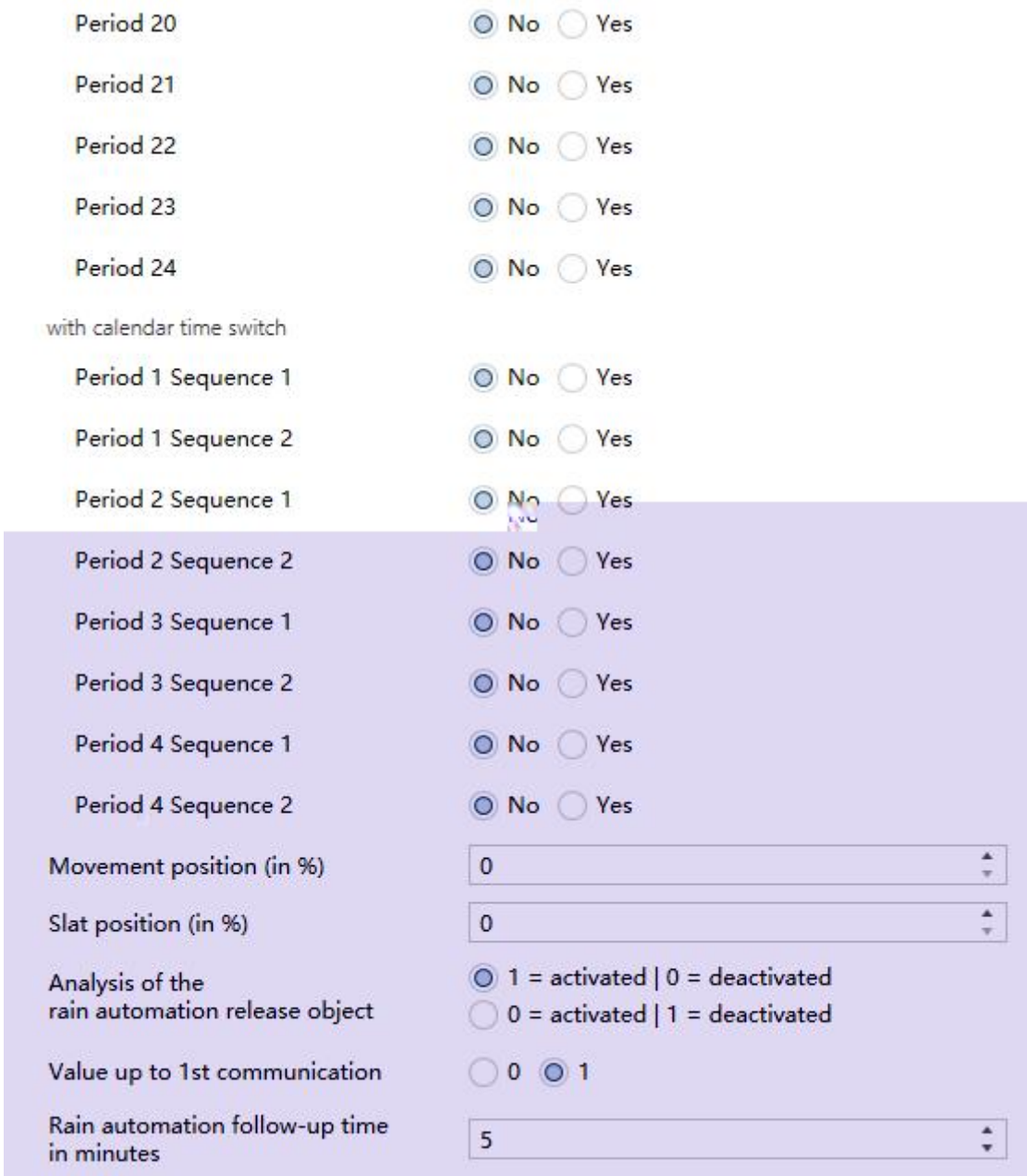
Period 20 No Yes
Period 21 No Yes
Period 22 No Yes
Period 23 No Yes
Period 24 No Yes
with calendar time switch
Period 1 Sequence 1 No Yes
Period 1 Sequence 2 No Yes
Period 2 Sequence 1 No Yes
Period 2 Sequence 2 No Yes
Period 3 Sequence 1 No Yes
Period 3 Sequence 2 No Yes
Period 4 Sequence 1 No Yes
Period 4 Sequence 2 No Yes
Movement position (in %) 0
Slat position (in %) 0
Analysis of the rain automation release object
1 = activated | 0 = deactivated
0 = activated | 1 = deactivated
Value up to 1st communication 0 1
Rain automation follow-up time in minutes 5

4.25.1(4) Rain

k

k 4.25.1.7 k

:

k

:

1 0 k

:

1 0

0 1

1.

k

:

0

1

k

:

!

!

k

:

k

:

1

0

1

0

“On change and periodically” , “On change to 1 and periodically” “On change to 0 and periodically”

:

5

10

...

1.5

2

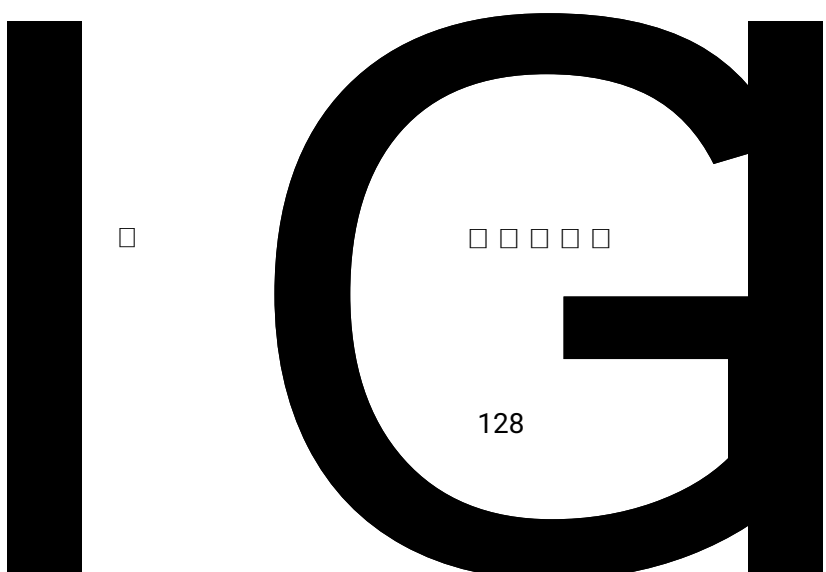

1.5

2

k

:

:

1. ! ! ! !

! ! **k**

2.

k

:

k 1. 2. 3. k

k

wind extension block k

k

48

k



k

k / 5 k

5 k

k 4.25 k

k

,

. , / . .

./ . k

48 k

k

:

1/.../12

1/.../12 k

:

k

:

(0.1 /) .

( )

k

: **0...255**

(0.1 /) .

(0.1 /)

(0.1 /)

( )

! k

: **0...255**

: **48**

k

k 4.25 Facades(Frost alarm)

k

:

k

k rain automation

k

4.25 Facades Rain automation k k

: k

k

k

:

k

1/.../24

1/2/3/4 1/2

k

"week timer" "month timer" 4.27 Weekly timer and 4.28 Calendar timer k

: /

(%)

(%)

k

: **0...100**

1

k

: **1** **0** **/0** **1**

: **0/1**

-

k k

: **1...120**

4.25.1.1

k

4 k 1 k

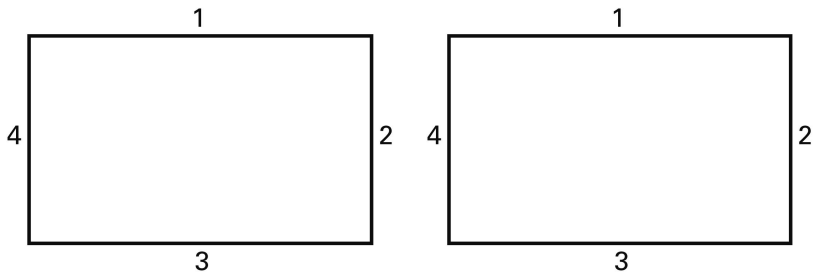

1

U 4 2 k

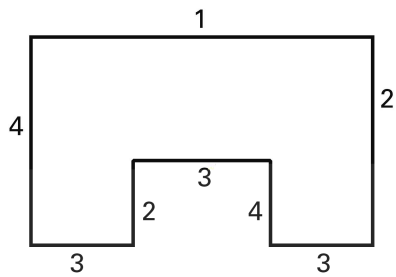

2

(2, 3, 5) (6) k

/ 3 k

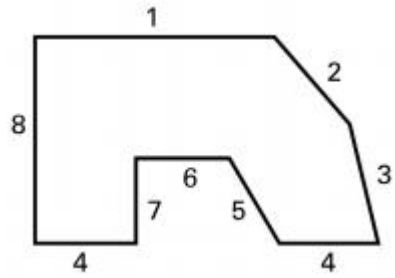

3

12 k

k

4.25.1.2

k

k α 1 k

1 α 2 Œ=α+90-

3 œ=α+180- 4 Ŕ=α+270-

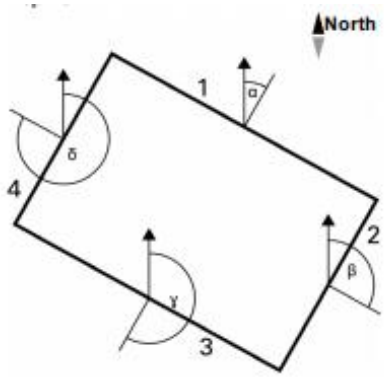

1

ő = 30- 1 = 30- 2 120- 3

= 210- 4 = 300- k

: k

k 2 k



2

k

0- k

4.25.1.3

50 cm k

k

!

k k

□

k

k □ □ □ □ □ □

k

k 2 k

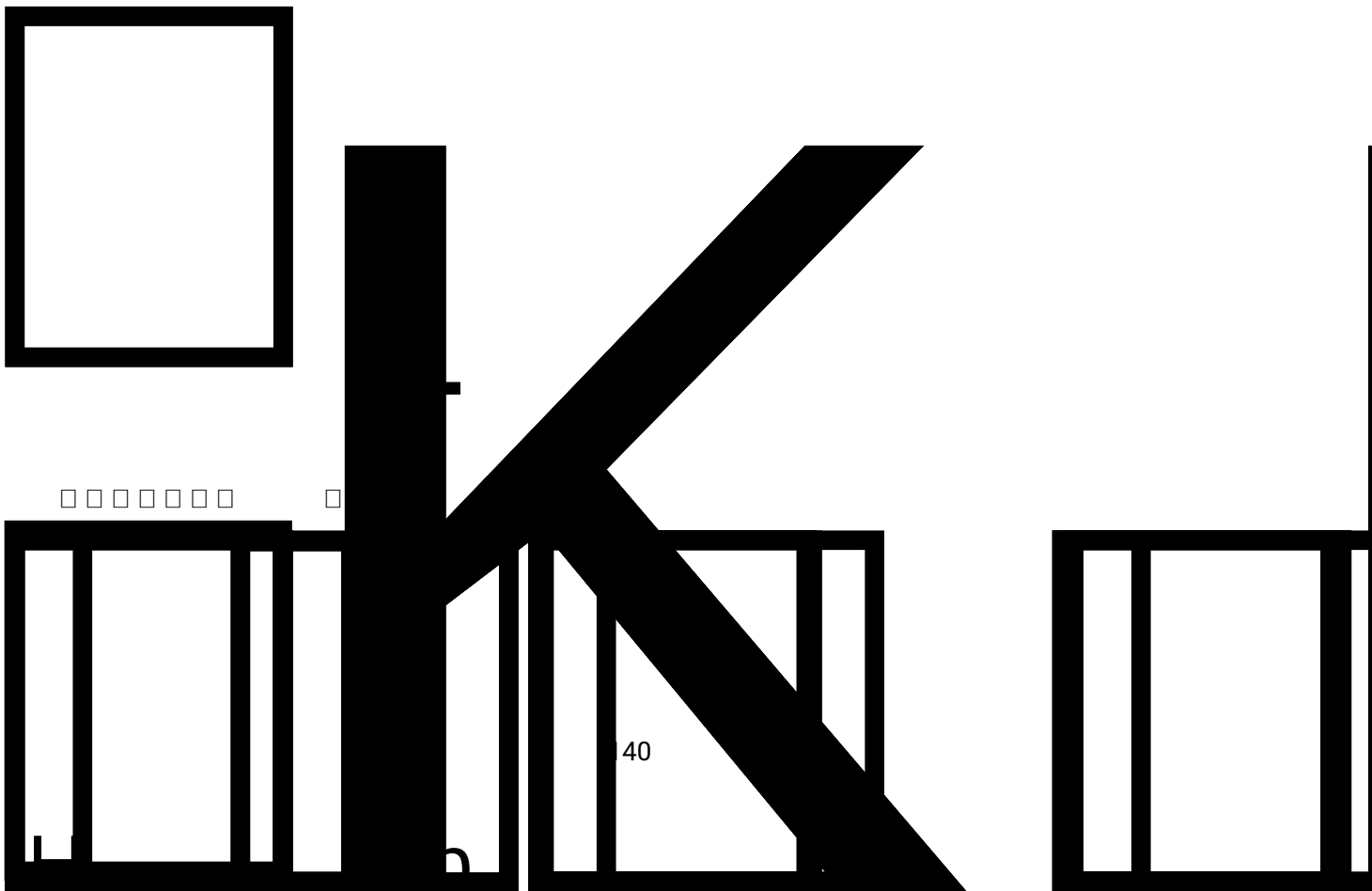

4.25.1.4

k

k

180-

k

KNX GPS Pro

k

k

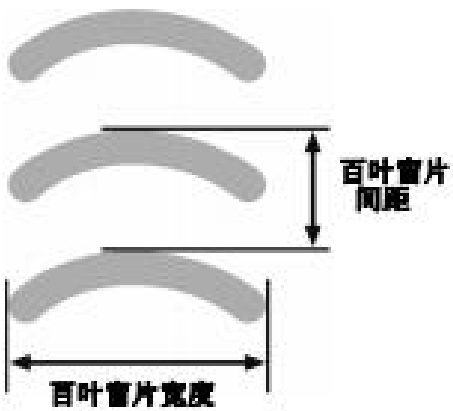

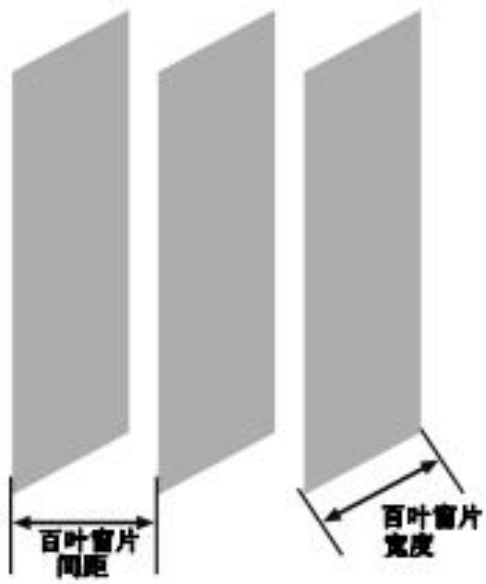

4.25.1.5

0% 100% KNX GPS Pro

k

SMI k

100%

100% α k Slat angle (in °)

after slat move command 100% 10- k

100% α 10- 1 k

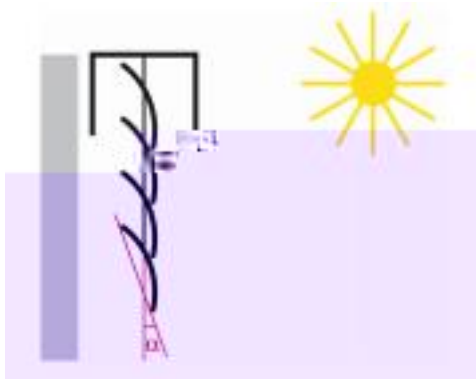

1

0%

0% k Slat angle (in °)

after slat move command 0% k 90- k

0% k

0% 1 α 90- 2 k

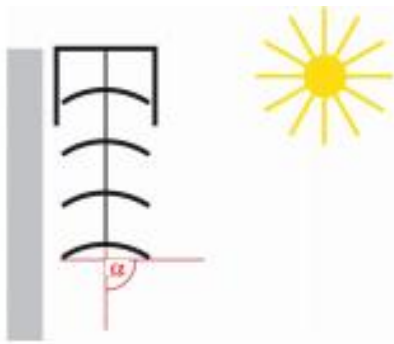

2

0% 2 α 160- 3 k

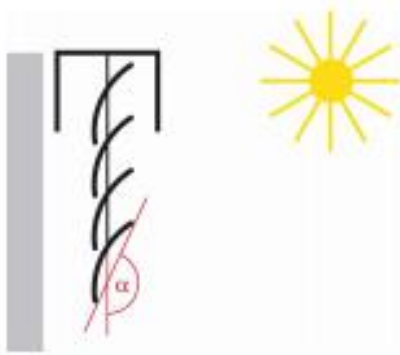

3

0%

0% k Slat angle

(in °) after slat move command 0% k 90- k

0% 1 α 90- 2 k

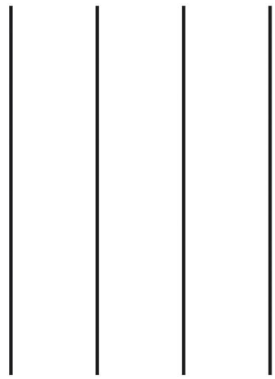

2

0% 2 α 130- 3 k

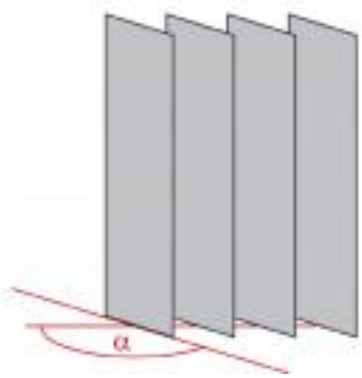

3

100% 0% k

k

0% 100%

%

4.25.1.7

656 - 671

670 Facade simulation reset (1:Reset)

672 Facade 1 simulation (1: On | 0: Off)

1 1

10 0

Facade 1 simulation (1:on | 0:off) 0 1

k

k

GPS k k

4.25.1.8

k k

k

1 685 Facade 1 rain alarm status k

k

! ! ! ! / ! !

! ! ! ! k

k 655 650

k

648 655

			/
648	Facade X channel Status output		1 k

649	Facade X channel Name		k k
650	Facade X channel (1:+ | 0:-)		1 0 k
651	Facade X channel Status text		k
652	Facade X channel Status-bit text		k
653	Facade X channel Status-bit condition		k
654	Facade X channel Delay		k / k
655	Facade X channel Status-bit selection (1:+ | 0:-)		k

k 1 731-736

k

k

733 "Facade 1 channel status-bit text 652 Facade

X channel status bit text k

4.25.2 1/.../12:

k

k 1. 2. 3. 4. 5.

6. 7. 8. k

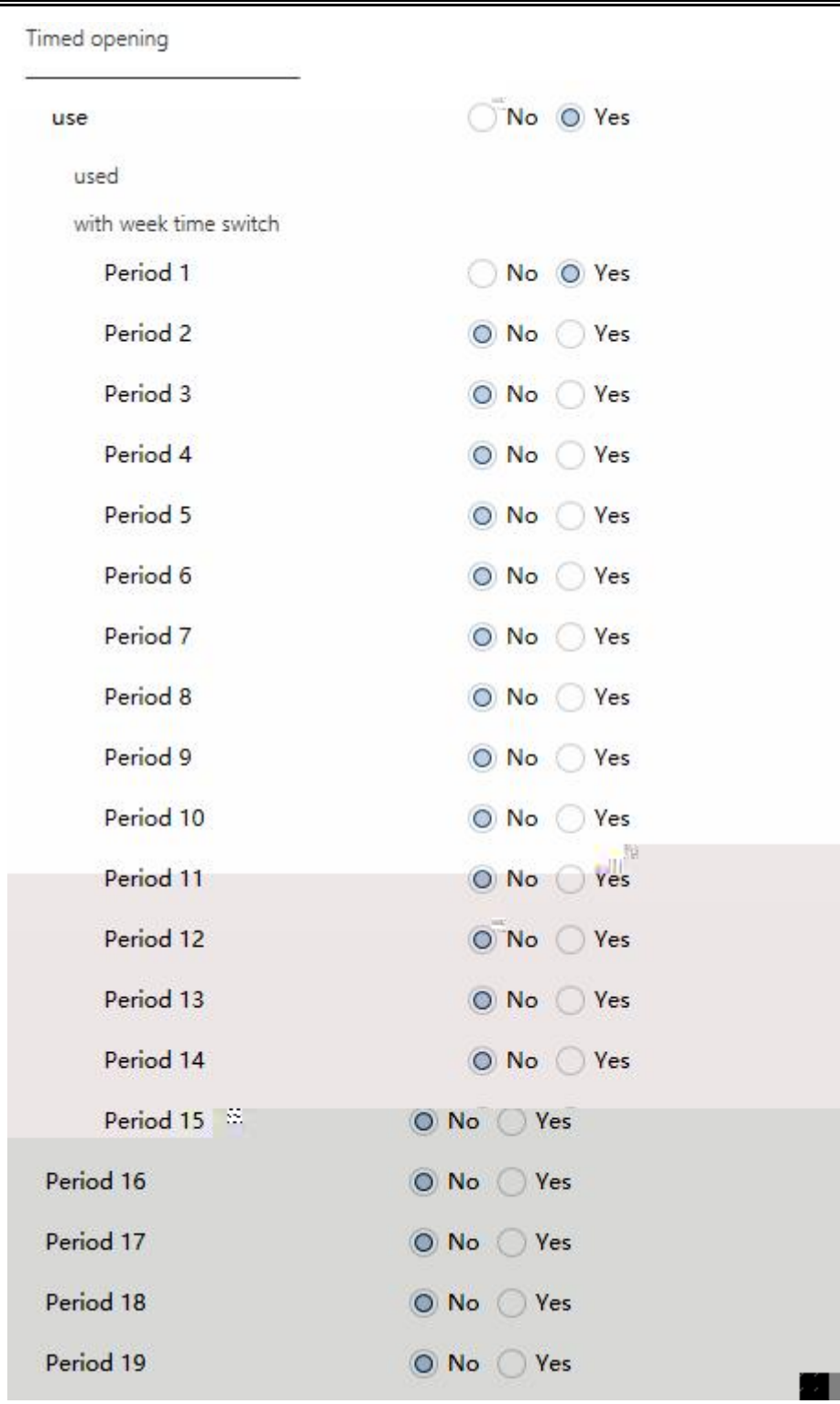
Timed opening
use
No
Yes
used
with week time switch
Period 1
Period 2
Period 3
Period 4
Period 5
Period 6
Period 7
Period 8
Period 9
Period 10
Period 11
Period 12
Period 13
Period 14
Period 15
Period 16
Period 17
Period 18
Period 19

4.25.2(1) Timed opening

Timed and night closure
use
No Yes
Use timed closure
No Yes
used
with week time switch
Period 1
No Yes
Period 2
No Yes
No Yes
No Yes
Period 5
Period 6
Period 7
Period 8
Period 9
Period 1
No Yes
No Yes
No Yes
No Yes
No Yes
No Yes
No Yes
No Yes
2
3
4
5
6
7
8

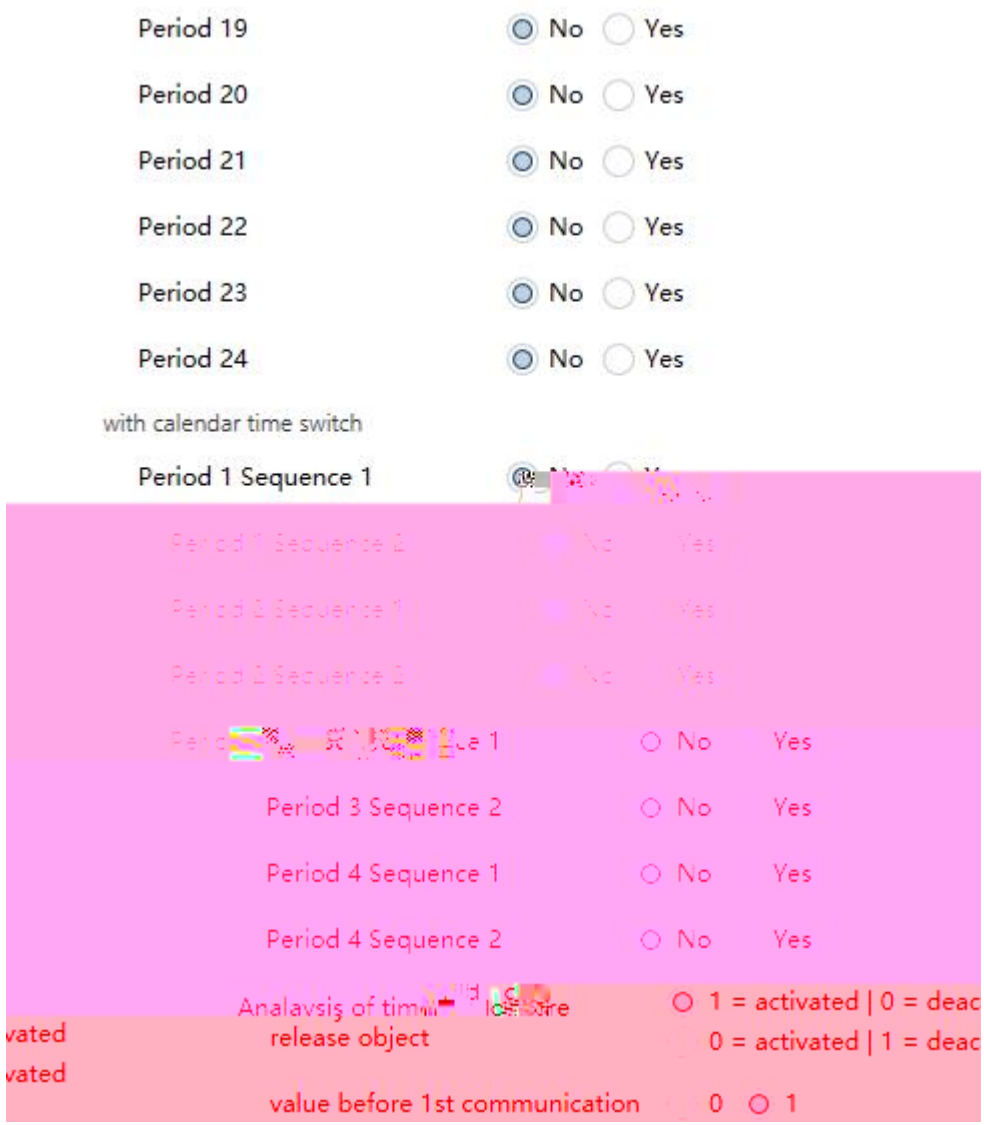
Period 19 No Yes
Period 20 No Yes
Period 21 No Yes
Period 22 No Yes
Period 23 No Yes
Period 24 No Yes
with calendar time switch
Period 1 Sequence 1
Period 3 Sequence 2 No Yes
Period 4 Sequence 1 No Yes
Period 4 Sequence 2 No Yes
1 = activated | 0 = deac
release object
0 = activated | 1 = deac
value before 1st communication 0 1

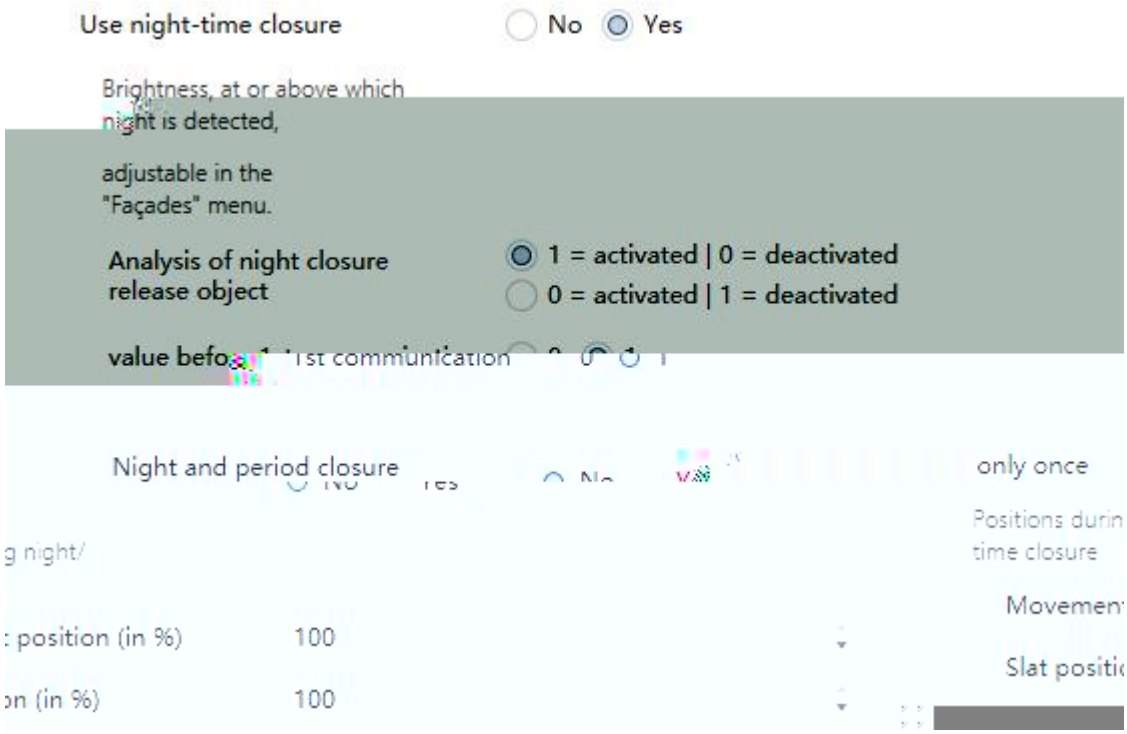

4.25.2(2) Time and night closure

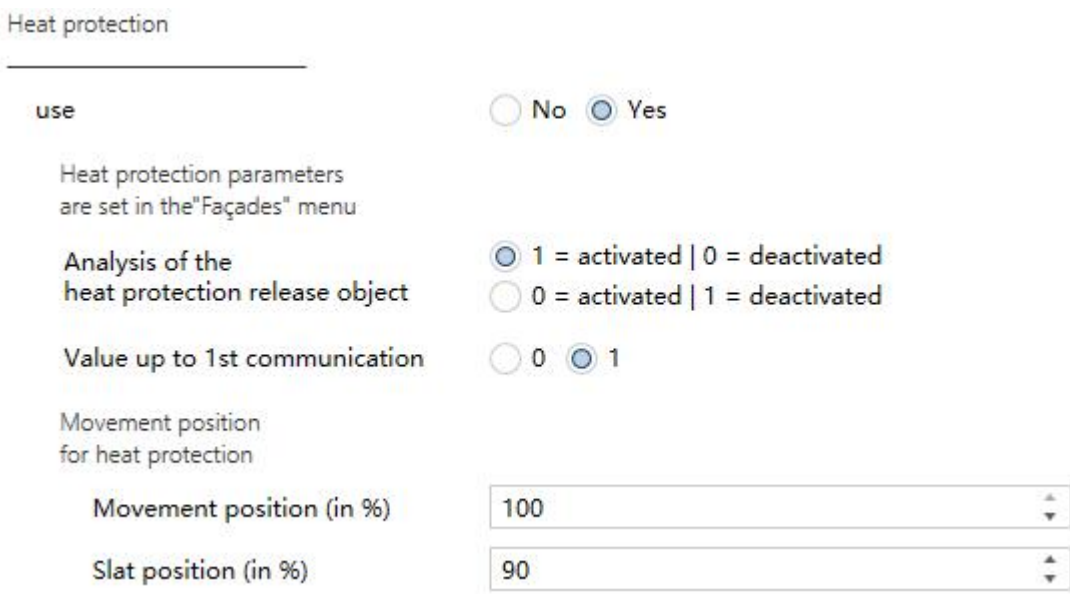

4.25.2(3) Heat protection

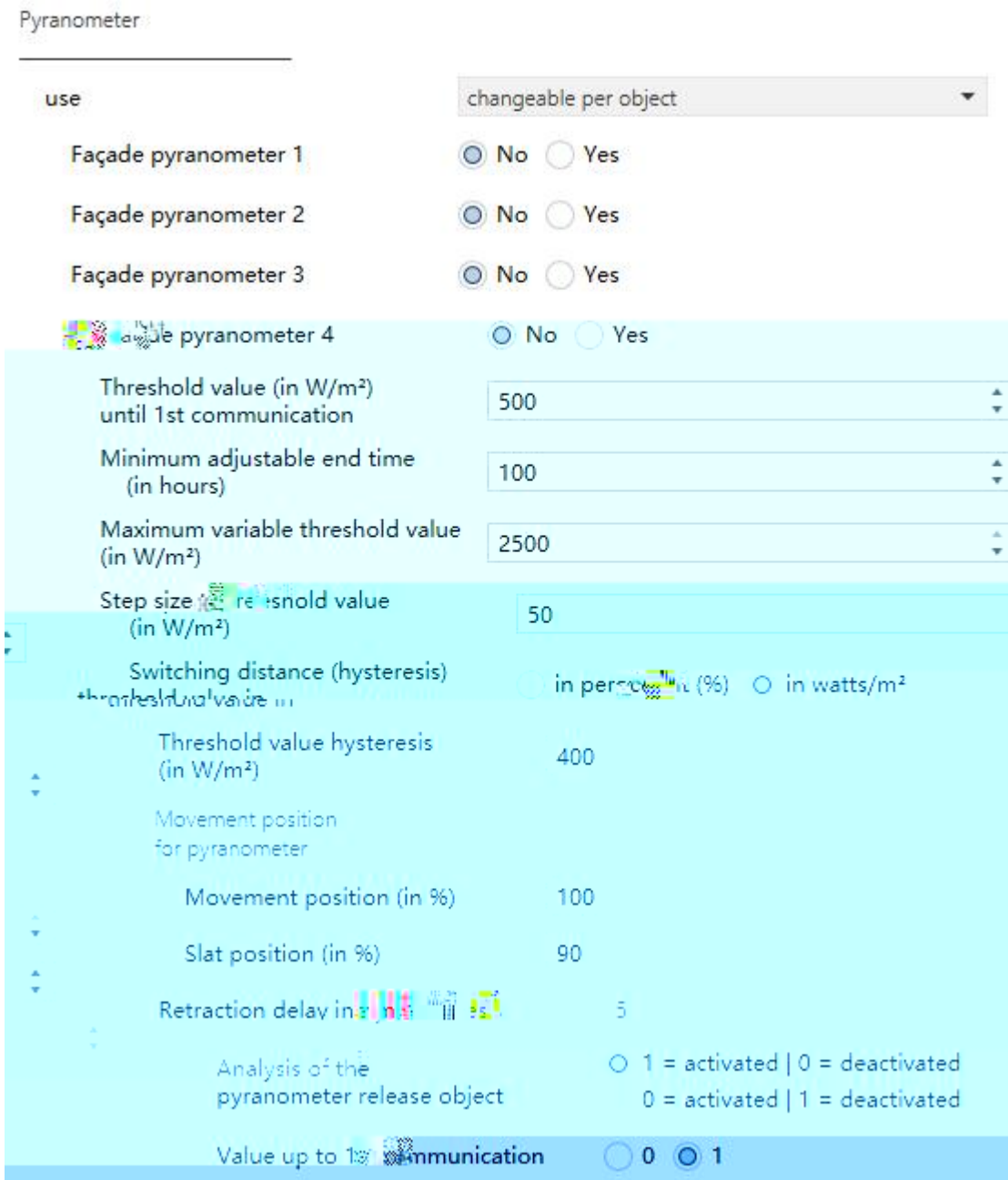

4.25.2(4) Pyranometer

4.25.2(5) Rain automation

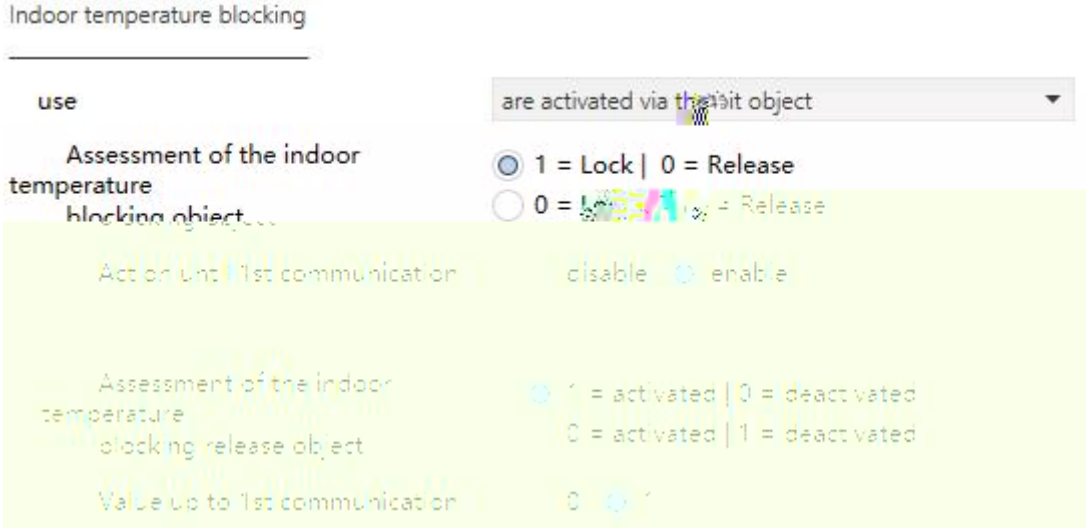

4.25.2(6) Indoor temperature blocking

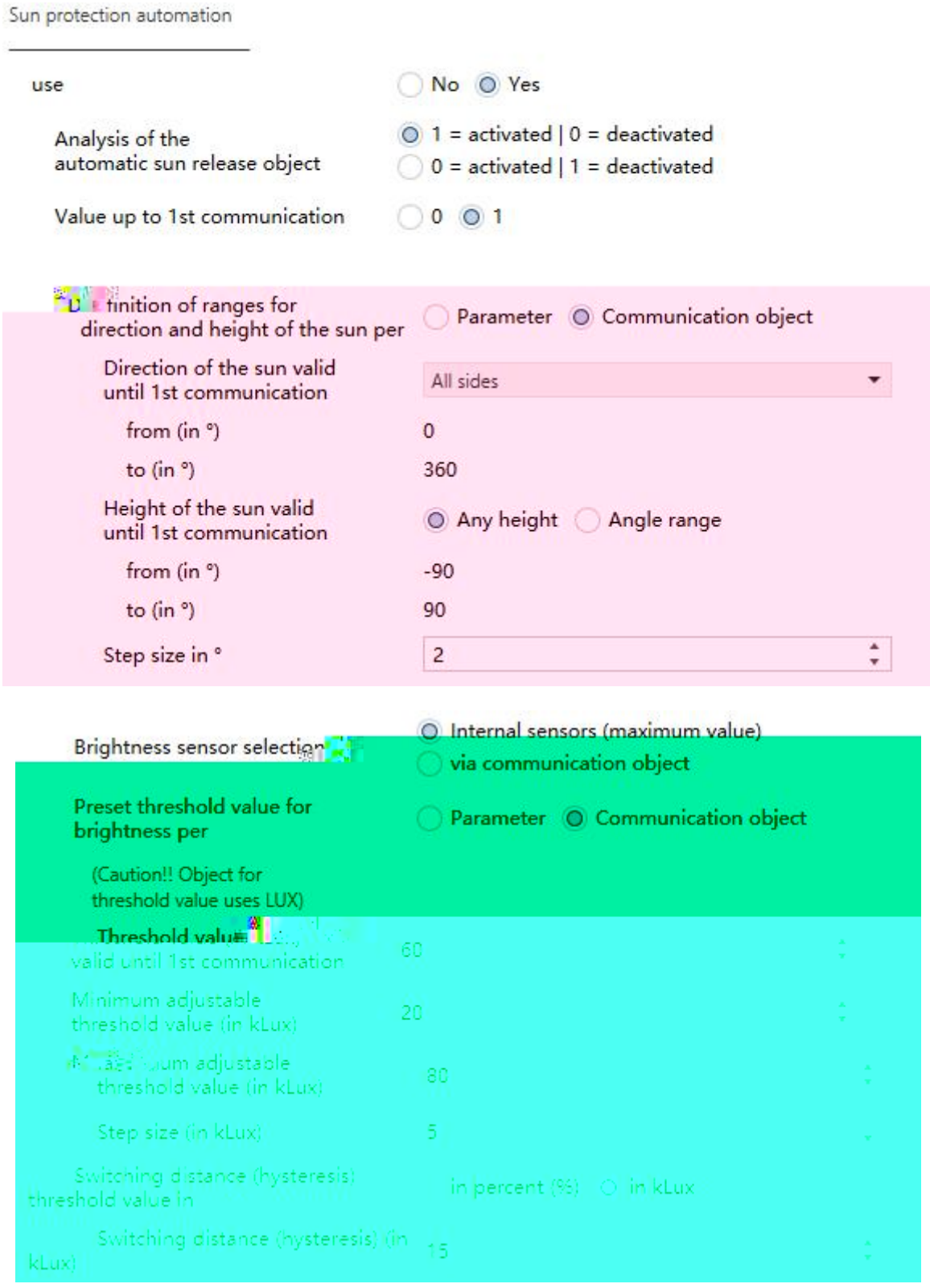
Sun protection automation
use
No
Yes
Analysis of the automatic sun release object
1 = activated | 0 = deactivated
0 = activated | 1 = deactivated
Value up to 1st communication
0
1
tinition of ranges for direction and height of the sun per
Parameter
Communication object
Direction of the sun valid until 1st communication
All sides
from (in °)
0
to (in °)
360
Height of the sun valid until 1st communication
Any height
Angle range
from (in °)
-90
to (in °)
90
Step size in °
2
Brightness sensor selection
Internal sensors (maximum value)
via communication object
Preset threshold value for brightness per
Parameter
Communication object
(Caution!! Object for threshold value uses LUX)
Threshold value
valid until 1st communication
60
Minimum adjustable threshold value (in kLux)
20
Maximum adjustable threshold value (in kLux)
80
Step size (in kLux)
5
Switching distance (hysteresis) threshold value in
in percent (%)
in kLux
Switching distance (hysteresis) (in kLux)
15

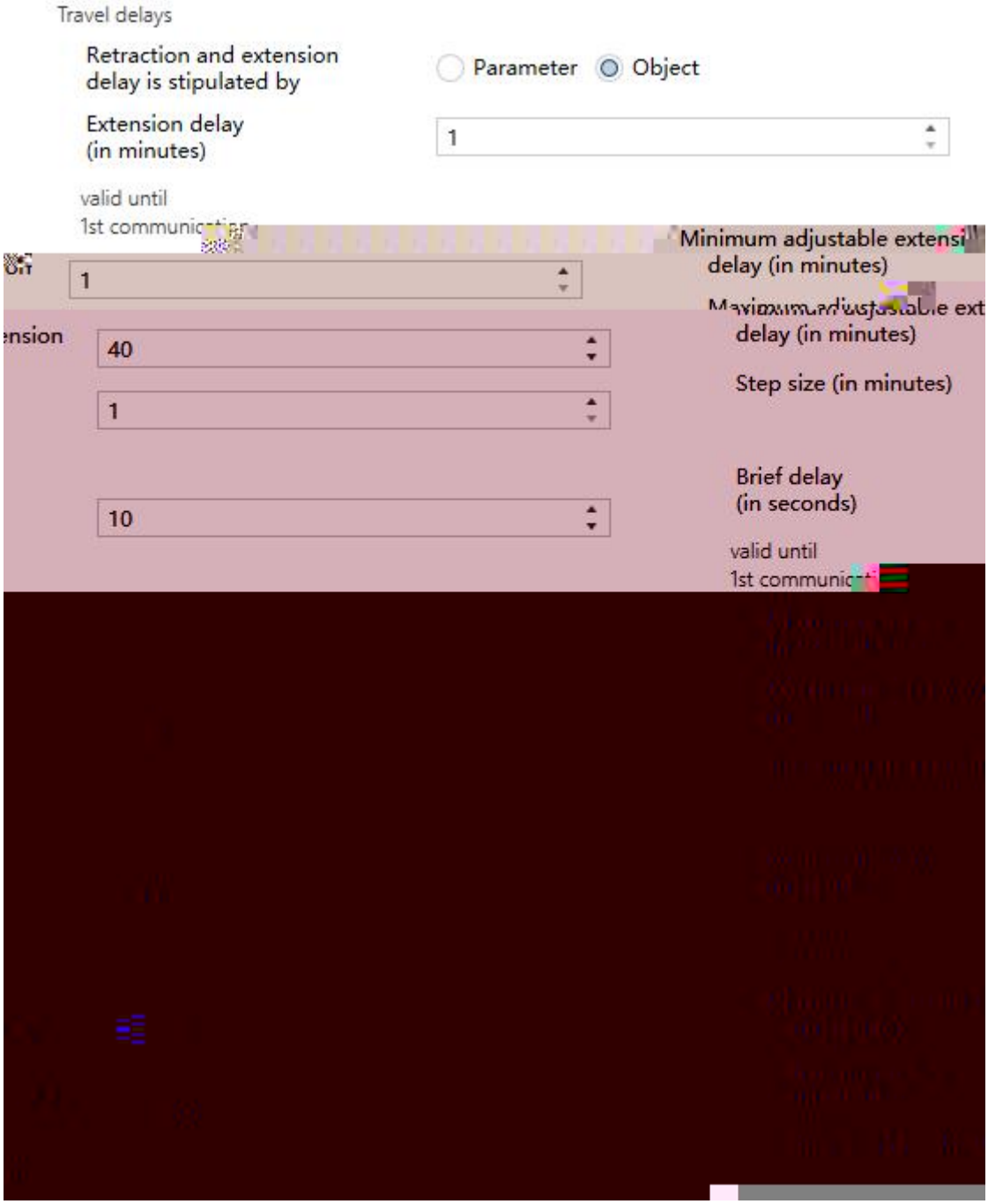
Travel delays
Retraction and extension delay is stipulated by
Parameter
Object
Extension delay (in minutes)
1
valid until
1st communication
1
Minimum adjustable extension delay (in minutes)
40
Maximum adjustable extension delay (in minutes)
1
Step size (in minutes)
10
Brief delay (in seconds)
valid until
1st communication

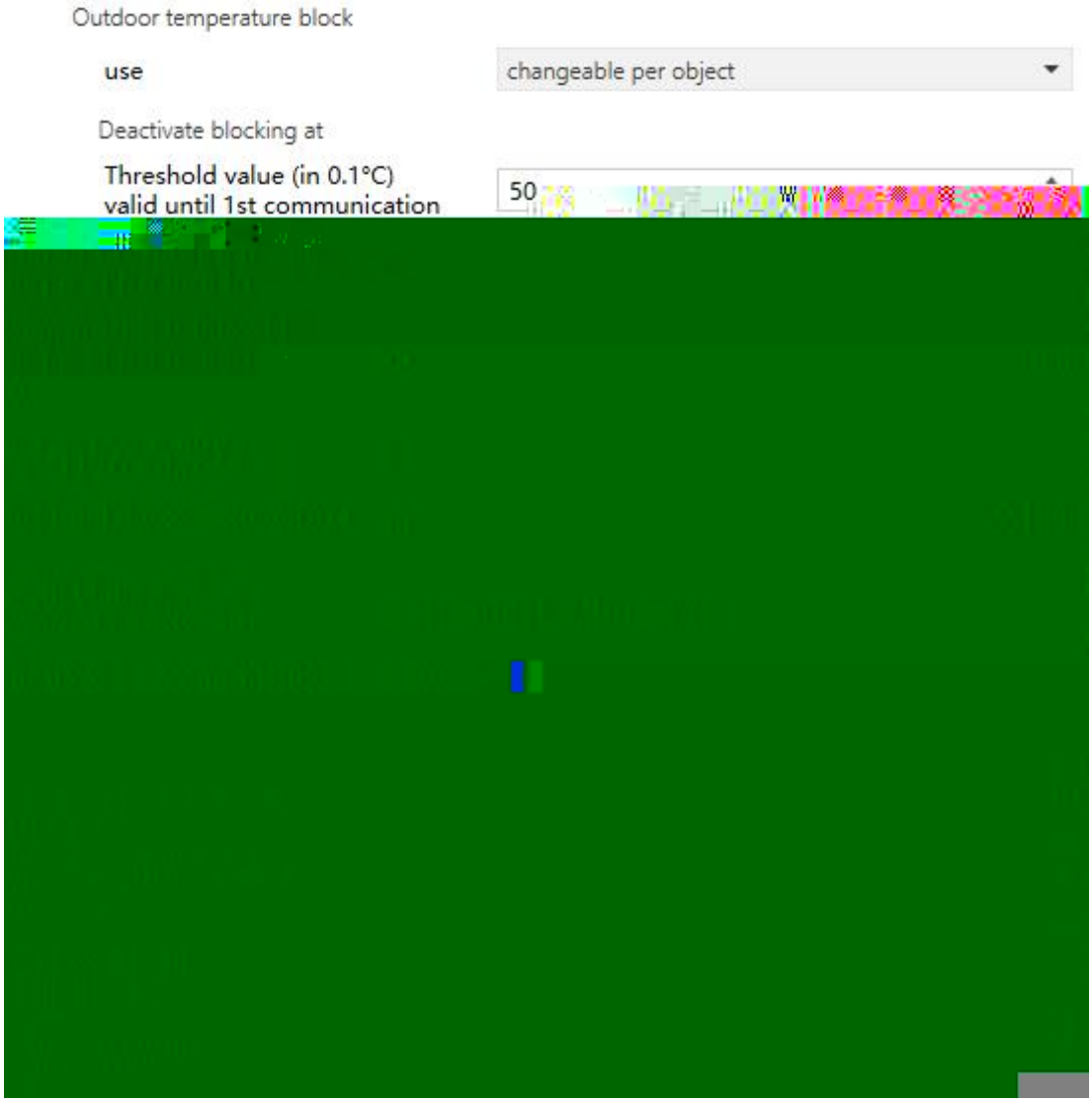
Outdoor temperature block
use
changeable per object
Deactivate blocking at
Threshold value (in 0.1°C)
valid until 1st communication
50

Solar protection position
Shadow edge tracking and slat tracking
Façade alignment
(North=0°,O=90°,S=180°,W=270°)
180
Inclination of the façade in ° (0° = no inclination)
0
Window height in cm
150
Max. penetration depth of sun into the room in cm
50
Shadow edge displacement at or above ... cm will be tracked
10
Slat width (in mm)
80
Slat distance (in mm)
75
Min. angle change for sending new slat pos tion
10
Slat angle (in °) after 0% slat movement command
90

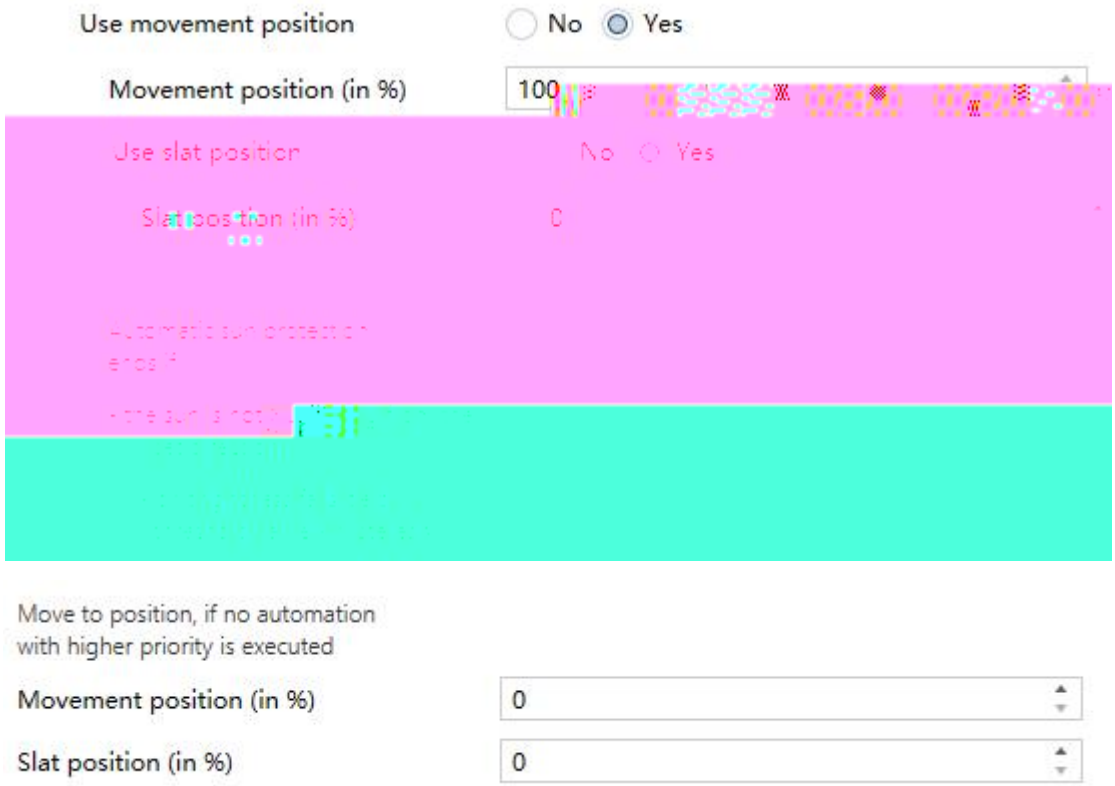

4.25.2(7) Sun protection automation

4.25.2(8) Facade status output

k

k

:

k

1/../24

1/2/3/4 1/2

k week timer month timer

4.27 Weekly timer 4.28 Calendar timer k

:

(%)

(%)

k

: **0...100**

: **0...100**

1

k

:1 0 /0 1

: 0/1

k

-

! k

:

1/../24

1//2/3/4 1/2

k “week timer” “month timer”

4.27 Weekly timer 4.28 Calendar timer k

:

1

“use time closure” “yes” k

k

: **1** **0** **/0** **1**

: **0/1**

1

“use night-time closure” “yes” k

k

: **1** **0** **/0** **1**

: **0/1**

%

%

/ k

: **/**

: **0...100**

: **0...100**

:

k 4.25 "Facades" Heat protection

k

48 k



k

:

k



k

: **1** **0** **/0** **1**

: **0/1**



k

: **0...100**

:

k

48 k

k Changeable per object k

:

k

1/2/3/4

k

:

(/)

( )

(/ ²)

k

: **0...2500**

: **(%)/ / ²**

: **0...2500/0...100**

k

(/ ²) 1

( )

(/ ²)

(/ ²)

k

: **0...2500**

: **0...2500**

: **0...200**

(%)

(%)

1

k

: **0...100**

: **0...100**

k

4.25 Facade Rain automation

4.25.2 Facade X safety Rain

k

FHZEXH

k

k changeable per object k

:

: **-200...300**

(0.1)

(0.1)

(0.1)

use Changeable per object k

k

: **-32768...32767**

: **-32768...32767**

: **1...20**

1

use Are activated via the bit object k

k

:**1 0 /0 1**

: **/**

1

use yes Changeable per object k

k

:**1** **0** **/0** **1**

:**0/1**

k

k

:

k

1

k

:**1** **0** **/0** **1**

:**0/1**

k k

k

(1): ( )

k

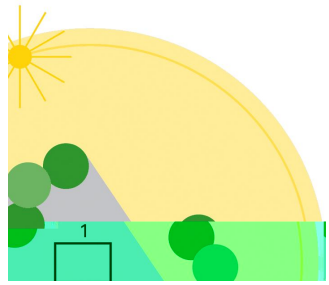

1

(2): ( )

1

k

:

( )

( )

( )

( )

-

: /

: **-90...90**

: **-90...90**

: **1...10**

: 1- k

k 5

5

k

:

( )

k Lux k

:

( )

( ) 1

( )



k

k

: **1...150**

: **1...150**

: **1...150**

: **1...150**

: **1...5**

: **(%)/**

: **1...150**

: **1...240**

: **1...240**

: **1...10**

: **1...3600**

: **1...3600**

: **1...3600**

: **1...240**

: **1...240**

: **1...240**

: **1...240**

: **1...10**

k

48 k

k k

:

(0.1)

( ) (0.1)

use yes k

k

: **-200...300**

(0.1) 1

(0.1)

(0.1)

(0.1)

use changeable per object k

k

: **-200...300**

: **-200...300**

: **-200...300**

: **1...20**

-

1

k

: **1** **0** **/0** **1** : **0/1**

Solar protection k

4.25.1 Facade safety k

k

k

k

k

k

k

k

k

:

4 4

(%)

(%)

Solar protection position Without tracking k

k

: **0...100**

1 (0-- -)

2 (-- -)

3 (-- -)

4 (--90-)

Solar protection position Slats in 4 stages k

k

: **0...100**

: **0...90**

(%)

(0-, 90-, 180-, 270-)

-(0-)

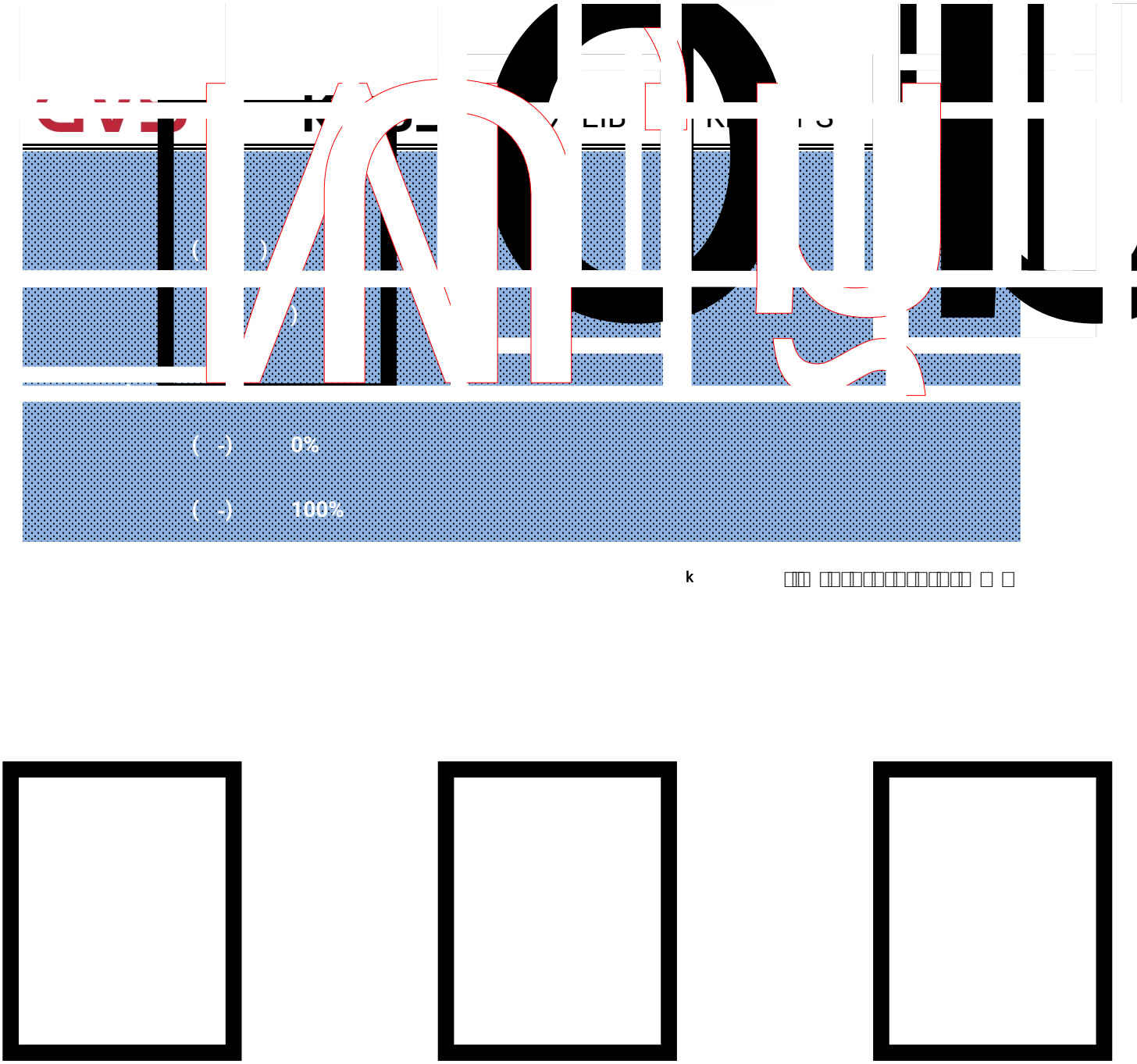
(-) 0%
(-) 100%
k

: **1...180**

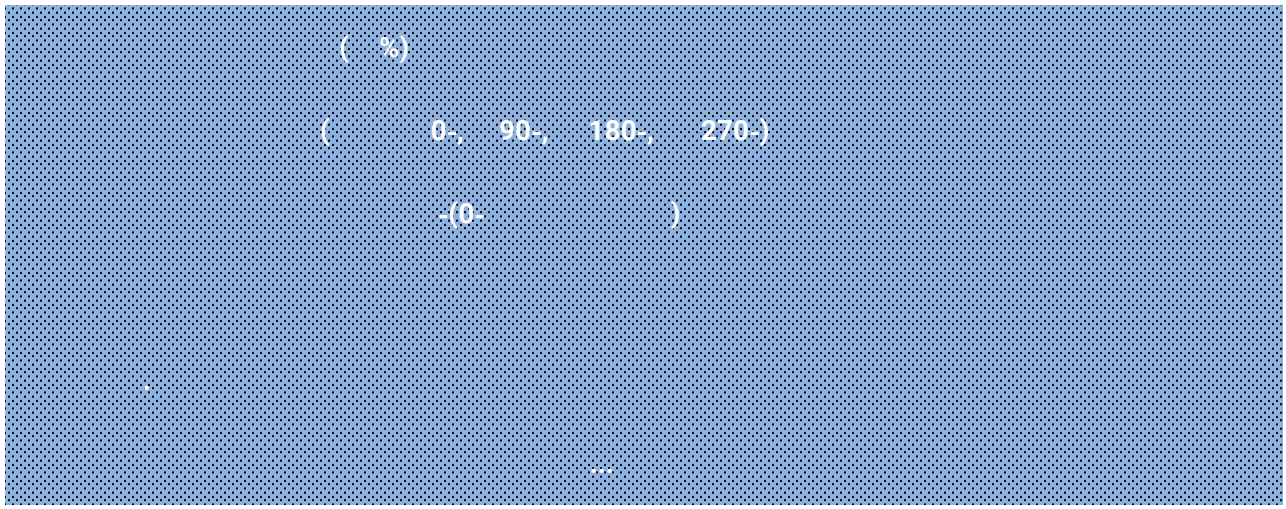

k

k k

k

k

4.25.1.3 k : **1...100**

: **0...360**

: **-90...90**

: **0...1000**

: **10...250** : **1...50**

: k **10-** **80-**

k **4.25.2** k

-

k

(%)

(%)

k

4.25.1 k

: /

: **0...100**

: /

: **0...100**

(%)

(%)

k

k

1.

2. -

3. + k

4.25.1 k

: **0...100**

4.25.1.8 k

k

4.25.1.8 k

1

k

: **1** **0** **/0** **1**

: **0/1**

4.26

4.26 “Computer”

1/.../8

!

k

:

4.26.1 1/.../8

Maintain the
input values received via communication objects: not

Function (I = Input): Condition: I1 = I2

Input type: 1 bit

Start value I1: 0

Start value I2: 0

Output type: 1 bit

Output value O1

- if the condition is met: 0
- if the condition is not met: 0
- if the monitoring period is exceeded: 0
- if blocked: 0

Output value O2

- if the condition is met: 0
- if the condition is not met: 0
- if the monitoring period is exceeded: 0
- if blocked: 0

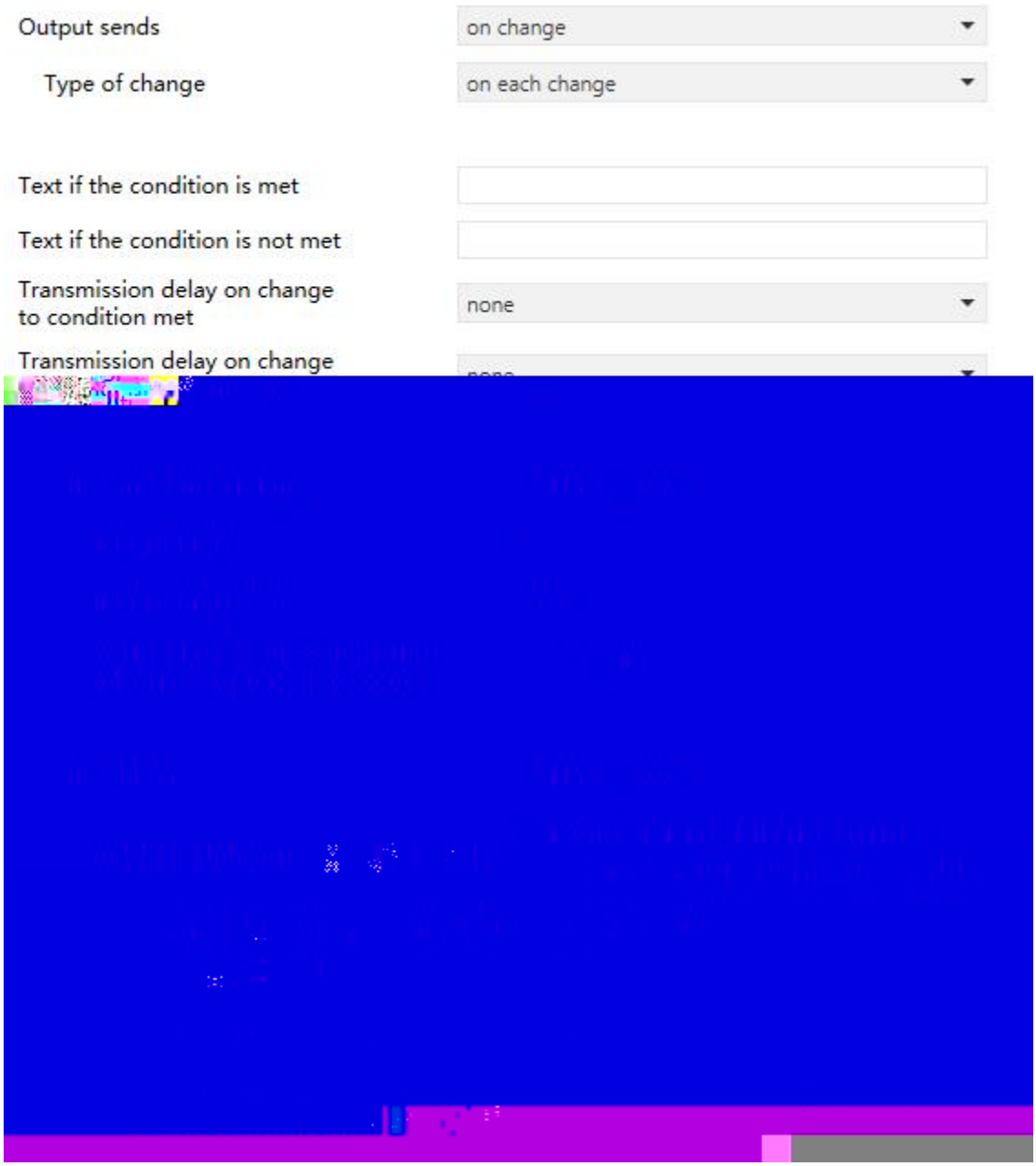

4.26.1 “Computer 1/.../8”

k

:

k

( )

1/2/3

1/2/3 k

: : 1 2/ : 1 2/.../ :

: 1 /1 (0..255)/.../4

: 0...100

: 0...100



k

: **1 /1 (0..255).../4 . /4**

: **0...65535**



k

: **/ /.../**

: **/ /**

: **5 /10 /.../1.5 /2**



/ 14 k



/ k

:

1

...

1

2



k !

monitoring status k

: **/**

: **1/ 2/ 1 2**

: **5 /10 /.../1 /2**

: **0/1**



k

:

k



1 0 k

:

1: **0:**

0: **1:**



k

: **0/1**



/ k

: **/**

: **/**

4.27

24 k

k

k

k k

Use period 1 No Yes
Use period 2 No Yes
Use period 3 No Yes
Use period 4 No Yes
Use period 5 No Yes
Use period 6 No Yes
Use period 7 No Yes
Use period 8 No Yes
Use period 9 No Yes
Use period 10 No Yes
Use period 11 No Yes
Use period 12 No Yes

4.27 “Weekly time switch”

1/.../24

k

: /

4.27.1 **1/.../24**

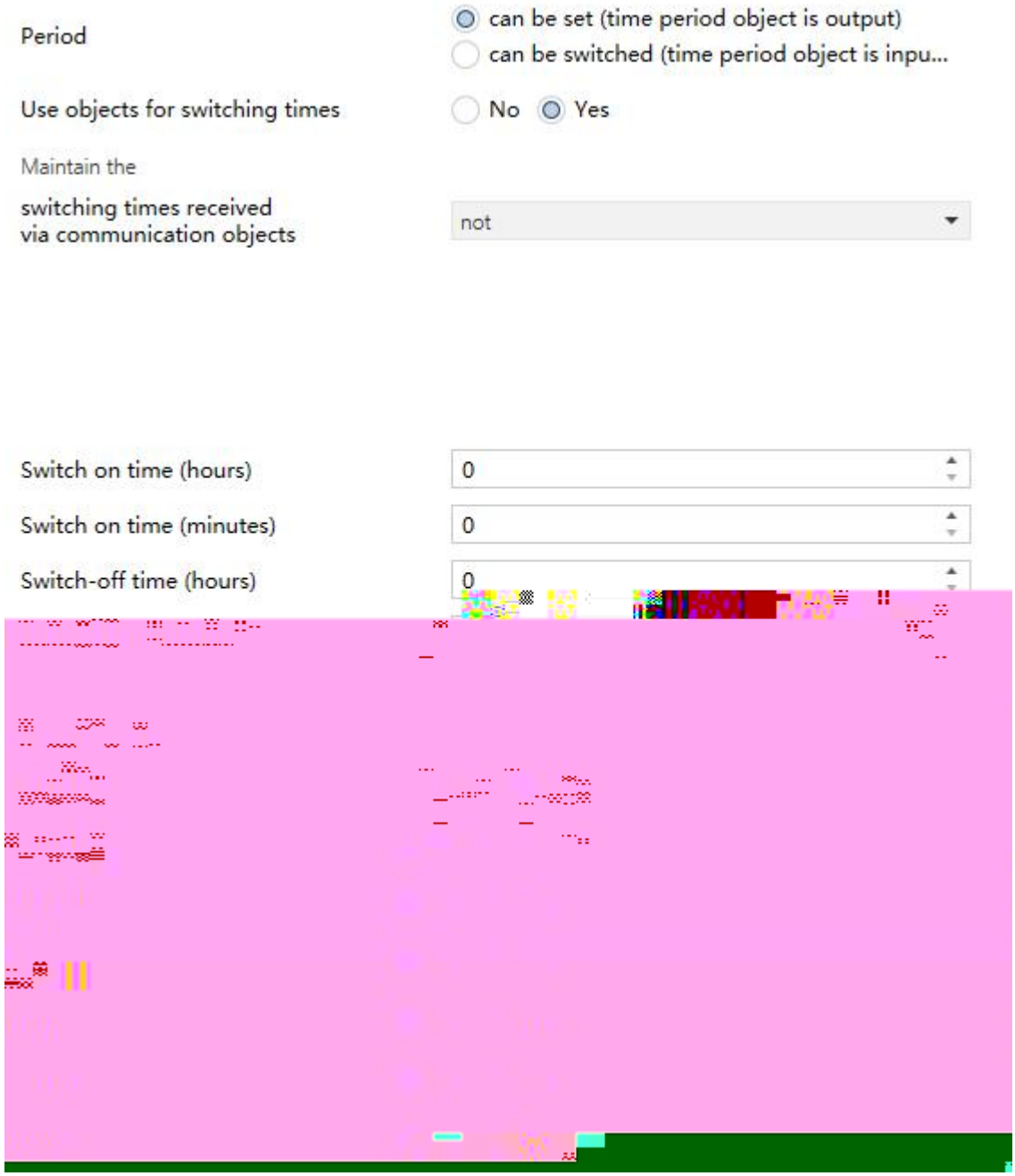
Period
can be set (time period object is output)
can be switched (time period object is inpu...
Use objects for switching times
No
Yes
Maintain the
switching times received
via communication objects
not
Switch on time (hours)
0
Switch on time (minutes)
0
Switch-off time (hours)
0

[redacted]

4.12.1(1) “Period 1/... can be set(time period objec... output)”

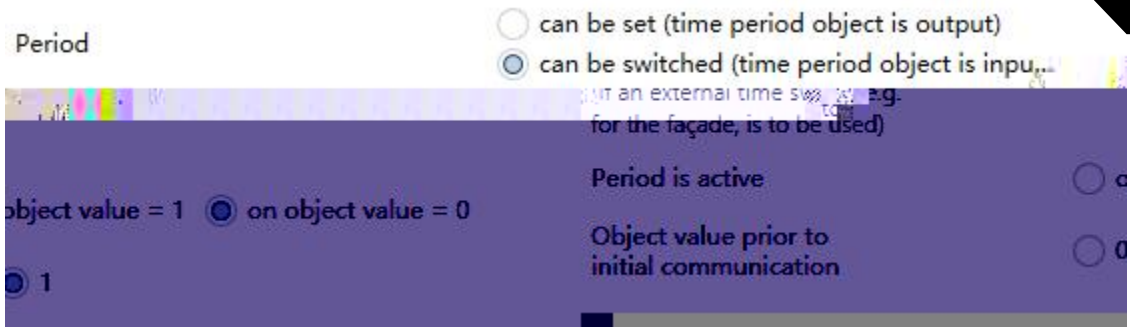

4.12.1(2) □□ □



: /

: / /

k



k 15:35

15:35 15:36 k

: **0...23**

: **0...59**

: **0...23**

: **0...59**

: **/**

8-

8-

8 k

: **/ /.../**

: **5 /10 /.../1.5 /2**

: **0...255**

: **0...255**

4.28

k

k

4.28 “Calendar time switch”

1/2/3/4

k

:

4.28.1 1/2/3/4

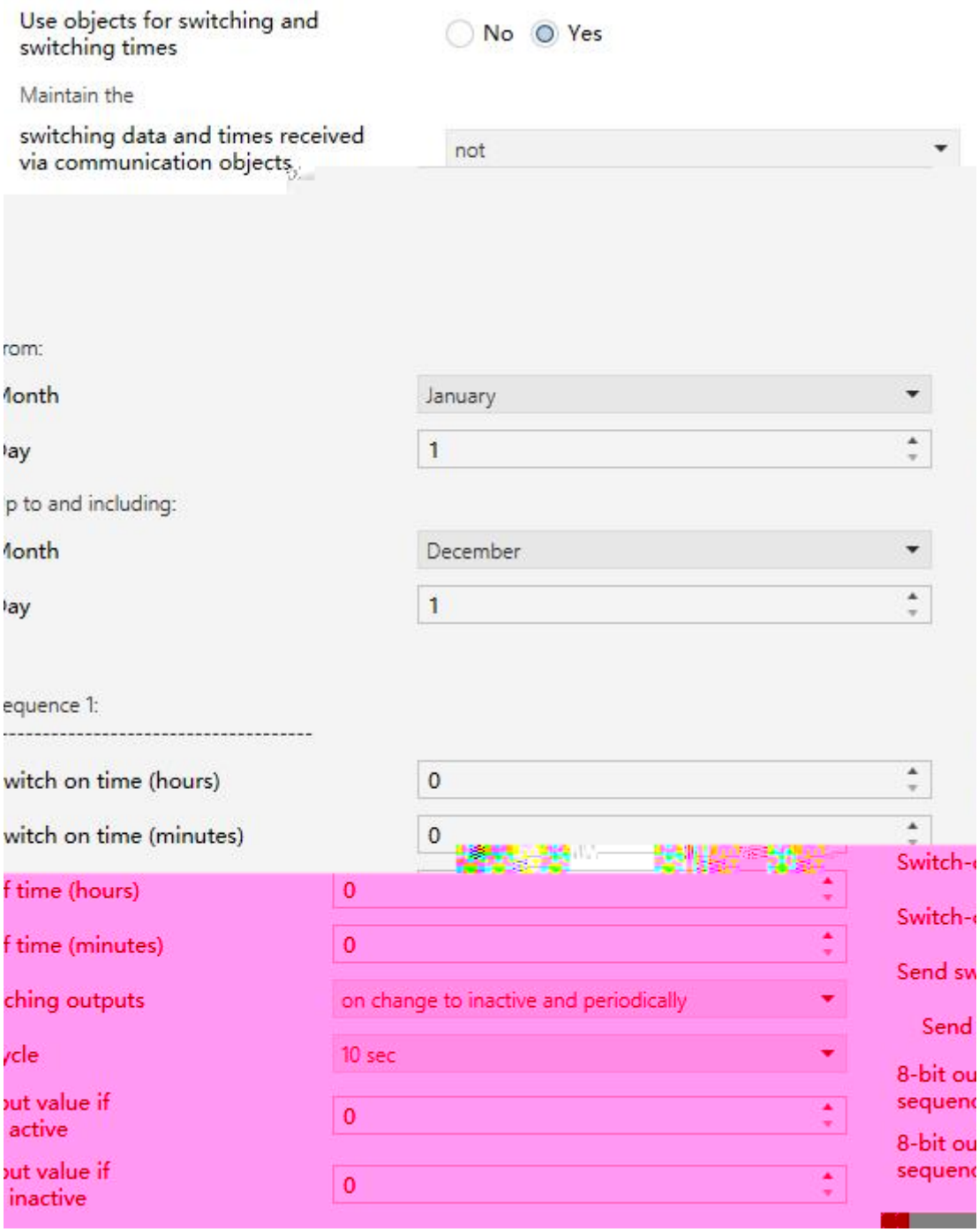
Use objects for switching and switching times
No
Yes
Maintain the
switching data and times received via communication objects
not
rom:
Month
January
ay
1
p to and including:
Month
December
ay
1
equence 1:
witch on time (hours)
0
witch on time (minutes)
0
f time (hours)
0
f time (minutes)
0
ching outputs
on change to inactive and periodically
ycle
10 sec
ut value if active
0
ut value if inactive
0
Switch-
Switch-
Send sw
Send
8-bit ou
sequenc
8-bit ou
sequenc

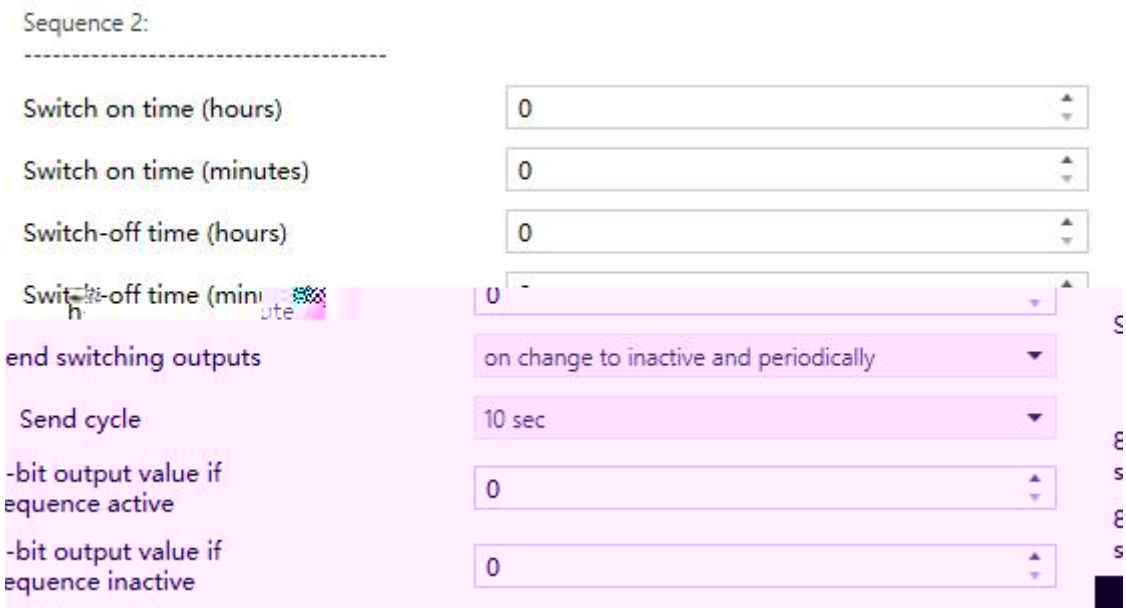

4.11.1 “Period 1/2/3/4”

k

: /

: / /

k

/ : /

k

: / /.../ /

: **1...31**

1/2



k

: **0...23**

: **0...59**

: **0...23**

: **0...59**



8 k

: / / / .../

: **5 /10 /.../1.5 /2**

: **0...255**

4.29

16 k

Use logic inputs
No
Yes
Object value before 1. communication for:
- Logic input 1
- Logic input 2
- Logic input 3
- Logic input 4
- Logic input 5
- Logic input 6
- Logic input 7
- Logic input 8
- Logic input 9
- Logic input 10
- Logic input 11
- Logic input 12
- Logic input
Logic input 14
Logic input 15
Logic input 16
0
1

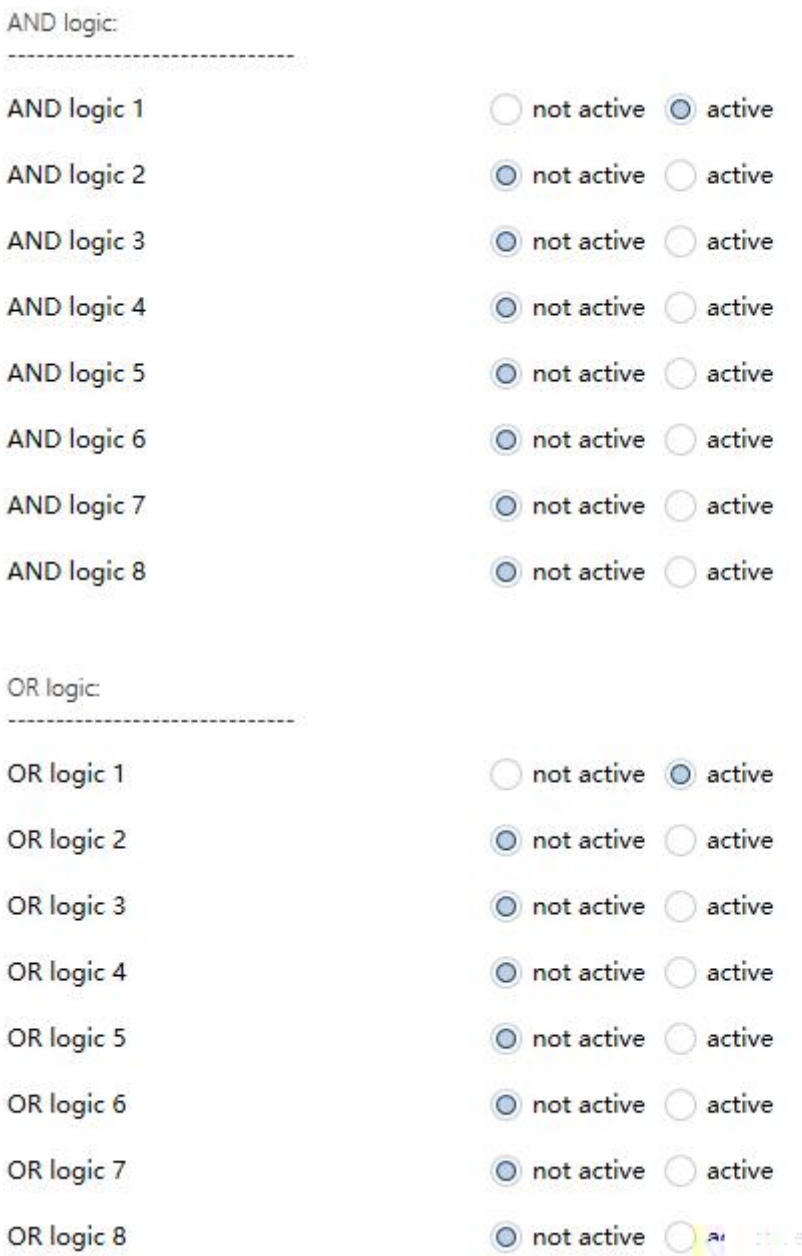
AND logic:
AND logic 1 not active active
AND logic 2 not active active
AND logic 3 not active active
AND logic 4 not active active
AND logic 5 not active active
AND logic 6 not active active
AND logic 7 not active active
AND logic 8 not active active
OR logic:
OR logic 1 not active active
OR logic 2 not active active
OR logic 3 not active active
OR logic 4 not active active
OR logic 5 not active active
OR logic 6 not active active
OR logic 7 not active active
OR logic 8 not active

4.29 “Logic”

k

:

1. **1**

- **1/../16**

Yes k

16 8 8 k

k

:

0

1

/ **/**

1/../6

1/../6

/ k

:

4.29.1 / 1/.../8

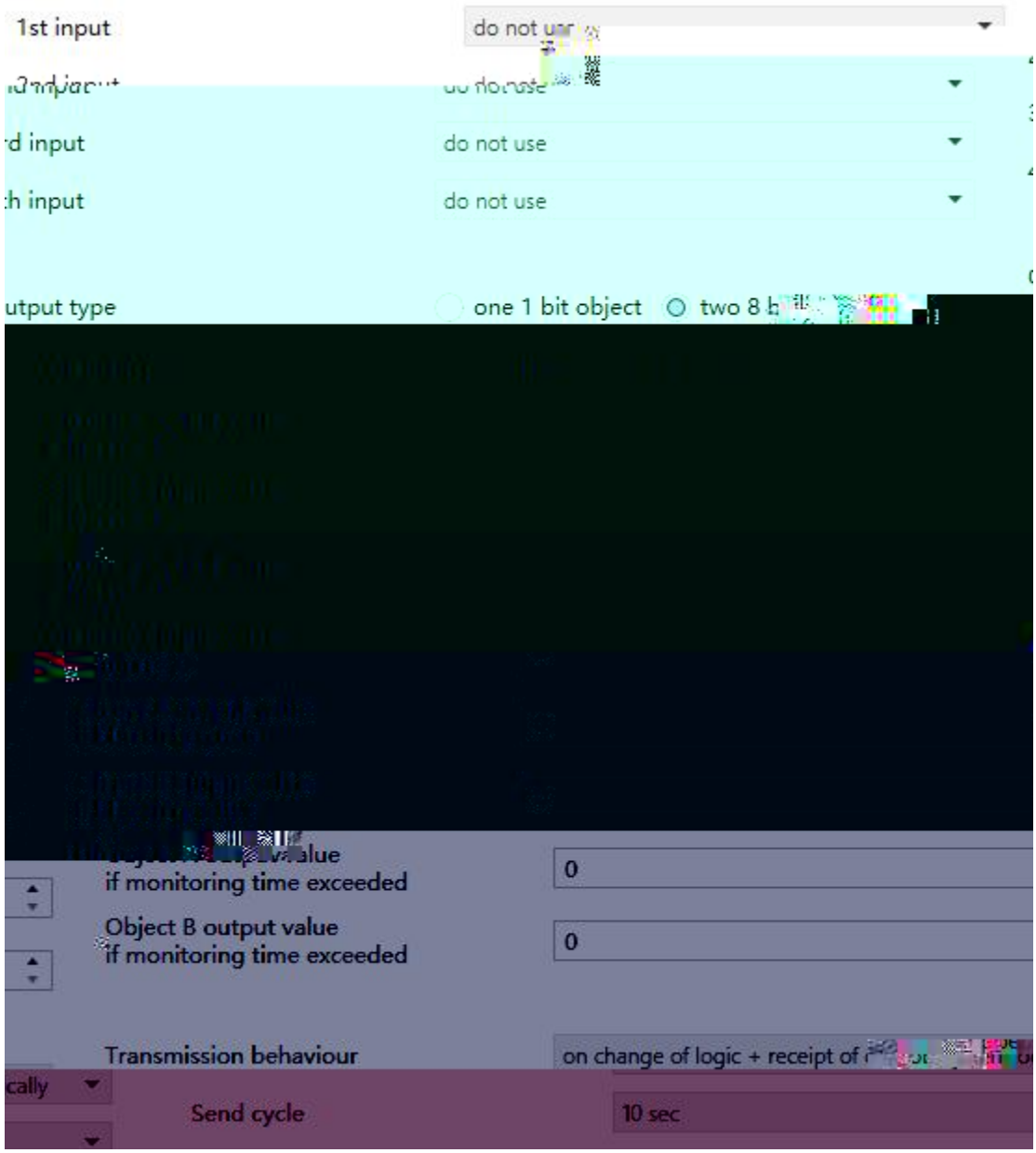
1st input
do not use
d input
do not use
h input
do not use
utput type
one 1 bit object
two 8 b
if monitoring time exceeded
0
Object B output value
if monitoring time exceeded
0
Transmission behaviour
on change of logic + receipt of
cally
Send cycle
10 sec

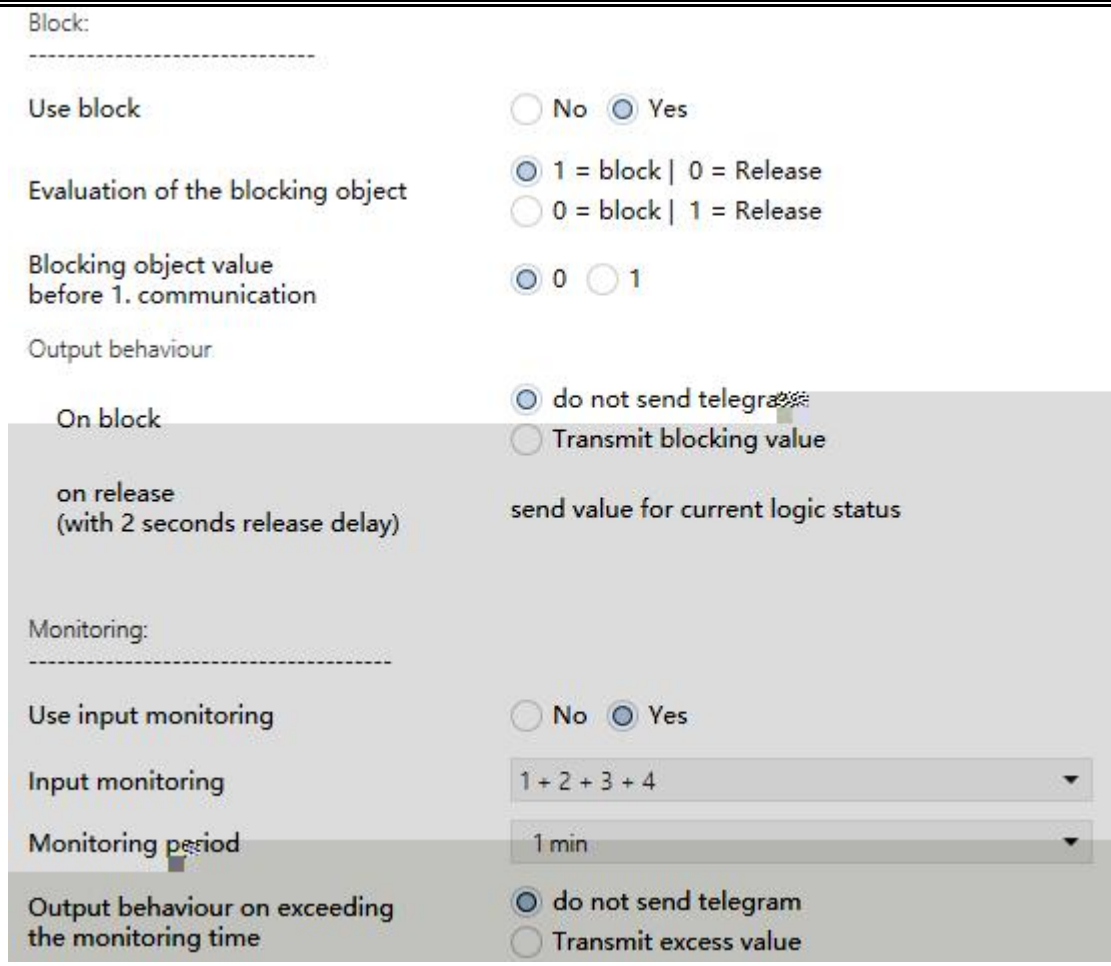

4.29.1 “AND logic 1/.../8”



k

:

1...16

1...16

...

1...4

1...4



1 8 k

:

1

8

1 **k**



1 1 k

: **0...1** **8** **k**



2 8 k

: (0...255)/ (0%...100%)/ (0 - ...360 -)/ - (0...63) :

0...255/0%...100%/0-...360-/0...63



k

: /.../ + +

: **5 /10 /.../1.5 /2**

:



k

:

k

AND logic X: output block 1 0

k

:

1 0 1 0:

0 1 0 1:

1.

k

: **0/1**

k

:

(2)

k

: " "

:



k !

monitoring status k

: **/**

:**1/2/3/4/.../2+3+4/1+2+3+4**

:**5 /10 /.../1.5 /2**

: **/**

k

k

5.1

Number	Name	Object Function	Description	Group Address	Length	C	R	W	T	U	Data Type	Priority
	Software version	Output			2 bytes	C	R	-	T	-	DPT Version	Low

5.1 “General settings”

					DPT
1			**2**	**, ,**	**1.001**
k					

5.1 “General settings”

5.2

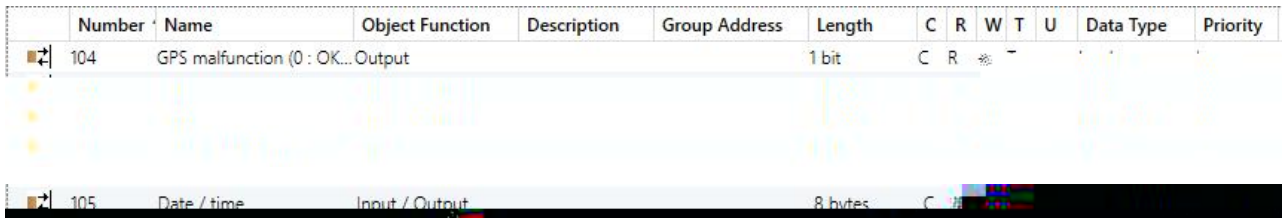

5.2 “GPS settings”

					DPT
104	**(0: 1:)**		**1**	**, ,**	**1.002**
GPS 20min~2h GPS k 1-- 0--					
105	**/**		**8**	**, , ,**	**19.001**
/ / / k 10 k					
106			**3**	**, , ,**	**11.001**
k 10 k					
107			**3**	**, , ,**	**10.001**

k 10 k					
108			**1**	**,**	**1.017**
1 KNX k k					

5.2 “GPS settings”

5.3

序号	名称	对象功能	描述	群组地址	长度	C	R	W	T	U	数据类型	优先级
110	Location: Latitude [°]	Output			4 bytes	C	R	-	T	-	angle (degree)	低
111	Location: Longitude [°]	Output			4 bytes	C	R	-	T	-	angle (degree)	低

5.3 “Location”

					DPT
110	: -		**4**	, ,	**14.007 ( )**
GPS		k			k
111	: -		**4**	, ,	**14.007 ( )**
GPS		k			k

5.3 “Location”

5.4

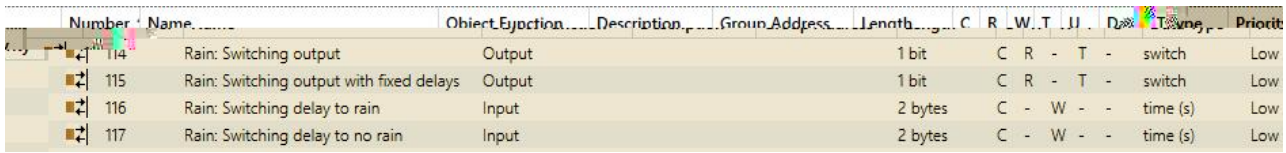

Number	Name	Object Function	Description	Group Address	Length	C	R	W	T	U	D	Priority
114	Rain: Switching output	Output			1 bit	C	R	-	T	-	switch	Low
115	Rain: Switching output with fixed delays	Output			1 bit	C	R	-	T	-	switch	Low
116	Rain: Switching delay to rain	Input			2 bytes	C	-	W	-	-	time (s)	Low
117	Rain: Switching delay to no rain	Input			2 bytes	C	-	W	-	-	time (s)	Low

5.4 “Rain”

					DPT
114	:		**1**	, ,	**1.001**
k Switching output sends on change and periodically k 1-- 0--					
115	:		**1**	, ,	**1.001**
k 5 k 1-- 0--					
116	:		**2**	,	**7.005 ( )**
s k					
117	:		**2**	,	**7.005 ( )**
s k					

5.4 “Rain”

5.5

5.5 “Temperature”

					DPT
121	:		**1**	, ,	**1.001**
k 1-- 0--					
122	:		**2**	, ,	**9.001** ( )
k					
123	:		**2**	, ,	**9.001** ( )
k					
124	: ,		**2**	, ,	**9.001** ( )
k					

	External measured value proportion of the total measure value				0%
	k				
125	: ./ .		**1**	,	**1.017**
	/ 1 KNX				
	k				
126	:		**2**	, ,	**9.001** ( )
	k				
127	:		**2**	, ,	**9.001** ( )
	k				
128	: ./ .		**1**	,	**1.017**
	/ k				
129	. :		**2**	, ,	**9.001** ( )
	k				

5.5 “Temperature”

5.6

Number	Name	Object Function	Description	Group Address	Length	C	R	W	T	U	Data Type	Priority
131	Temp. threshold value 1: Absolute value	Input / Output			2 bytes	C	R	W	T	-	temperature (°C)	Low
133	Temp. threshold value 1: Switching delay from 0 to 1	Input			2 bytes	C	-	W	-	-	time (s)	Low
134	Temp. threshold value 1: Switching delay from 1 to 0	Input			2 bytes	C	-	W	-	-	time (s)	Low
135	Temp. threshold value 1: Switching output	Output			1 bit	C	R	-	T	-	switch	Low
136	Temp. threshold value 1: Switching output block	Input			1 bit	C	-	W	-	-	switch	Low
132	Temp. threshold value 1: (1:+ | 0:-)	Input			1 bit	C	-	W	-	-	step	Low

5.6 “Temperature threshold value”

					DPT
131	. **1:**	**/**	**2**	, , ,	**9.001** **( )**
	1				1
	1 k				
132	. **1:**		**1**	,	**1.007**
	(1:+ 0:-)				
	1 k				
	1-- 1				
	0-- 1				
133	. **1:**		**2**	,	**7.005** **( )**
	0 1				
	0 1		1		s k
134	. **1:**		**2**	,	**7.005** **( )**
	1 0				
	1 0		1		s k

135	**. 1:**		**1**	**, ,**	**1.001**
1 Output is at(TV=threshold value)(SD=Switching distance) k					
136	**. 1:**		**1**	**,**	**1.001**
/ k 1-- 0--					

5.6 “Temperature threshold value”

5.7

5.7 “Frost alarm”

					DPT
161			**1**	, ,	**1.001**
			k	Object value with frost	
	k				

5.7 “Frost alarm”

5.8

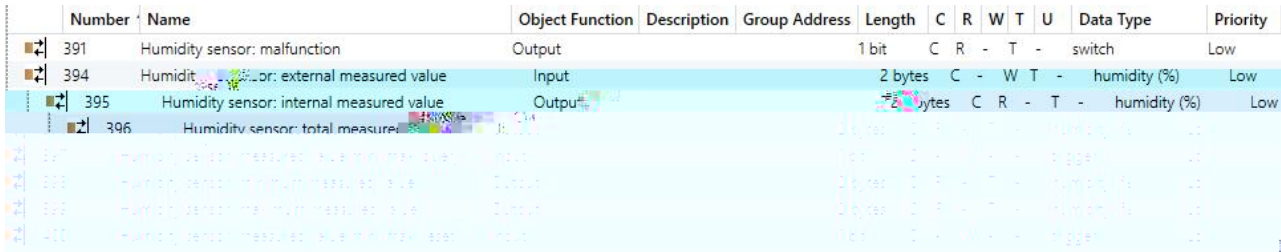

5.8 “Humidity measured value

					DPT
391	:		**1**	, ,	**1.001**
k 1-- 0--					
394	:		**2**	, ,	**9.007** (%)
k					
395	:		**2**	, ,	**9.007** (%)
k					
396	: ,		**2**	, ,	**9.007** (%)

External measured value proportion of total measured value 0%

397

5.9

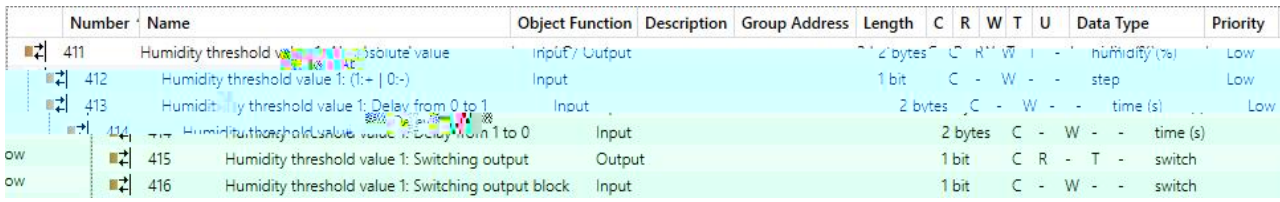

Number	Name	Object Function	Description	Group Address	Length	C	R	W	T	U	Data Type	Priority
411	Humidity threshold value 1: Absolute value	Input / Output			2 bytes	C	R	W	T	-	humidity (%)	Low
412	Humidity threshold value 1: (1:+ | 0:-)	Input			1 bit	C	-	W	-	-	step	Low
413	Humidity threshold value 1: Delay from 0 to 1	Input			2 bytes	C	-	W	-	-	time (s)	Low
414	Humidity threshold value 1: Delay from 1 to 0	Input			2 bytes	C	-	W	-	-	time (s)	
415	Humidity threshold value 1: Switching output	Output			1 bit	C	R	-	T	-	switch	
416	Humidity threshold value 1: Switching output block	Input			1 bit	C	-	W	-	-	switch	

5.9 “Humidity threshold value”

					DPT
411	**1:**	**/**	**2**	**, , ,**	**9.007 (%)**
	1				1
	1 k				
412	**1: (1:+ 0:-)**		**1**	**,**	**1.007**
	1 k				
	1-- 1				
	0-- 1				
413	**1: 0 1**		**2**	**,**	**7.005 ( )**
	0 1 1 s k				
414	**1: 1 0**		**2**	**,**	**7.005 ( )**

		1	0	1	s k
415	**1:**		**1**	**, ,**	**1.001**
			1		
Output is at(TV=threshold value)(SD=Switching distance) k					
416	**1:**		**1**	**,**	**1.001**
/ k 1-- 0--					

5.9 “Humidity threshold value”

5.10

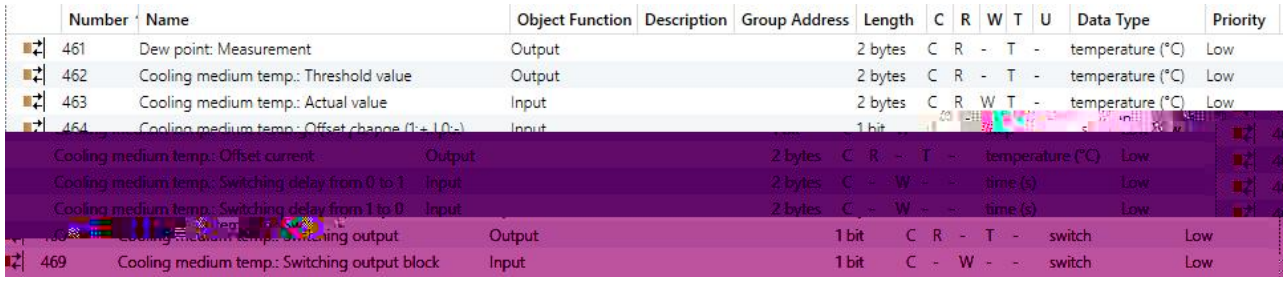

Number	Name	Object Function	Description	Group Address	Length	C	R	W	T	U	Data Type	Priority
461	Dew point: Measurement	Output			2 bytes	C	R	-	T	-	temperature (°C)	Low
462	Cooling medium temp.: Threshold value	Output			2 bytes	C	R	-	T	-	temperature (°C)	Low
463	Cooling medium temp.: Actual value	Input			2 bytes	C	R	W	T	-	temperature (°C)	Low
464	Cooling medium temp.: Offset change (1:+ 0:-)	Input			1 bit							
	Cooling medium temp.: Offset current	Output			2 bytes	C	R	-	T	-	temperature (°C)	Low
	Cooling medium temp.: Switching delay from 0 to 1	Input			2 bytes	C	-	W	-	-	time (s)	Low
	Cooling medium temp.: Switching delay from 1 to 0	Input			2 bytes	C	-	W	-	-	time (s)	Low
	Cooling medium temp.: Switching output	Output			1 bit	C	R	-	T	-	switch	Low
469	Cooling medium temp.: Switching output block	Input			1 bit	C	-	W	-	-	switch	Low

5.10 “Dew point measured value”

					DPT	
461	**:**		**2**	**, ,**	**9.001**	**( )**
k						
462	**.:**		**2**	**, ,**	**9.001**	**( )**
k						
463	**.:**		**2**	**, , ,**	**9.001**	**( )**
k						
464	**.:** **(1:+ 0:-)**		**1**	**,**	**1.007**	
k						

	1-- 0--				
465	**.:**		**2**	**, ,**	**9.001 ( )**
			k		
466	**.:** **0 1**		**2**	**,**	**7.005 ( )**
			1 0		s k
467	**.:** **1 0**		**2**	**,**	**7.005 ( )**
			1 0		s k
468	**.:**		**1**	**, ,**	**1.001**
	Output is at(TV=threshold value)(SD=Switching distance) k				
469	**.:**			**, 1**	**1.001**
	/ k 1-- 0--				

5.10 “Dew point measured value”

5.11

	Number	Name	Object Function	Description	Group Address	Length	C	R	W	T	U	Data Type	Priority
	471	Absolute humidity [g/kg]	Output			4 bytes	C	R	-	T	-	amplitude	Low
	472	Absolute humidity [g/m³]	Output			2 bytes	C	R	-	T	-	2-byte float value	Low

5.11 “Absolute humidity”

					DPT
471	/		**4**	, ,	**14.005**
g/kg k					
472	/ °		**4**	, ,	**9.*2-**
g/m³ k					

5.11 “Absolute humidity”

5.12

	Number	Name	Object Function	Description	Group Address	Length	C	R	W	T	U	Data Type	Priority
	474	Ambient climate status: 1=comfortable|0=uncomfort.	Output			1 bit	C	R	-	T	-	switch	Low
	475	Ambient climate status: Text	Output			14 bytes	C	R	-	T	-	Character String (ASCII)	Low

5.12 “Comfort field”

					DPT
474	**: 1** **0**		**1**	**, ,**	**1.001**
k 1-- 0--					
475	**:**		**14**	**, ,**	**16.000** **( )**
k					

5.12 “Comfort field”

5.13

Number	Name	Object Function	Description	Group Address	Length	C	R	W	T	U	Data Type	Priority
175	Brightness sensor measurement	Output			2 bytes	C	R	-	T	-	lux (Lux)	Low

5.13 “Brightness”

					DPT
175			**, ,**	**2**	**9.004 ( )**
			k		

5.13 “Brightness”

5.14

	Number	Name	Object Function	Description	Group Address	Length	C	R	W	T	U	Data Type	Priority
	181	Brightness sensor TLV 1: Absolute value	Input / Output			2 bytes	C	R	W	T	-	lux (Lux)	Low
	182	Brightness sensor TLV 1: (1:+ | 0:-)	Input			1 bit	C	-	W	-	-	step	Low
	183	Brightness sensor TLV 1: Delay from 0 to 1	Input			2 bytes	C	-	W	-	-	time (s)	Low
	184	Brightness sensor TLV 1: Delay from 1 to 0	Input			2 bytes	C	-	W	-	-	time (s)	Low
	185	Brightness sensor TLV 1: Switching output	Output			1 bit	C	R	-	T	-	switch	Low
	186	Brightness sensor TLV 1: Switching output block	Input			1 bit	C	-	W	-	-	switch	Low

5.14 “Brightness threshold values”

					DPT
181	**. 1:**	**/**	**, , ,**	**2**	**9.004 ( )**
1 1 1 k					
182	**. 1:** **(1:+ 0:-)**		**,**	**1**	**1.007**
1 k 1-- 1 0-- 1					
183	**. 1:** **0 1**		**,**	**2**	**7.005 ( )**
0 1 1 s k					
184	**. 1:** **1 0**		**,**	**2**	**7.005 ( )**

		1	0	1	s k
185	. **1:**		, ,	**1**	**1.001**
			1		
Output is at(TV=threshold value)(SD=Switching distance) k					
186	. **1:**		,	**1**	**1.001**
	/ k				
	1--				
	0--				

5.14 “Brightness threshold values”

5.15 ,

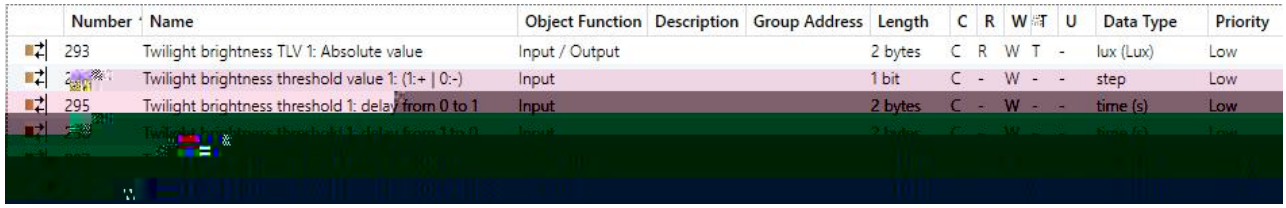

Number	Name	Object Function	Description	Group Address	Length	C	R	W	T	U	Data Type	Priority
293	Twilight brightness TLV 1: Absolute value	Input / Output			2 bytes	C	R	W	T	-	lux (Lux)	Low
[illegible]	Twilight brightness threshold value 1: (1:+ | 0:-)	Input			1 bit	C	-	W	-	-	step	Low
295	Twilight brightness threshold 1: delay from 0 to 1	Input			2 bytes	C	-	W	-	-	time (s)	Low
[illegible]	[illegible]	[illegible]			[illegible]	[illegible]					[illegible]	[illegible]

5.15 “Brightness, TV twilight sensor”

					DPT
293	**1:**	**/**	**, , ,**	**2**	**9.004 ( )**
	1				1
	1 k				
294	**1:**		**,**	**1**	**1.007**
	(1:+ 0:-)				
	1 k				
	1-- 1				
	0-- 1				
295	**1:**		**,**	**2**	**7.005 ( )**
	0 1				
	0 1			1	s k
296	**1:**		**,**	**2**	**7.005 ( )**
	1 0				
	1 0			1	s k
297			**, ,**	**1**	**1.001**

	1:				
			1		
Output is at(TV=threshold value)(SD=Switching distance) k					
298	**1:**		**,**	**1**	**1.001**
/ k 1-- 0--					

5.15 “Brightness, TV twilight sensor”

5.16

	Number	Name	Object Function	Description	Group Address	Length	C	R	W	T	U	Data Type	Priority
	331	Night: Switching output	Output			1 bit	C	R	-	T	-	switch	Low
	332	Night: Switching delay to night	Input			2 bytes	C	-	W	-	-	time (s)	Low
	333	Night: Switching delay on day	Input			2 bytes	C	-	W	-	-	time (s)	Low

5.16 “Night”

					DPT
331	:		, ,	**1**	**1.001**
			k		
332	:		,	**2**	**7.005 ( )**
			s k		
333	:		,	**2**	**7.005 ( )**
			s k		

5.16 “Night”

5.17

Number	Name	Object Function	Description	Group Address	Length	C	R	W	T	U	Data Type	Priority
341	Sun position: Direction of the sun	Input			4 bytes	C	-	W	T	-	angle (degree)	Low
342	Sun position: Height of the sun	Input			4 bytes	C	-	W	T	-	angle (degree)	Low

Number	Name	Object Function	Description	Group Address	Length	C	R	W	T	U	Data Type	Priority
343	Sun position: Direction of the sun	Input			2 bytes	C	-	W	T	-	2-byte float value	Low
344	Sun position: Height of the sun	Input			2 bytes	C	-	W	T	-	2-byte float value	Low

5.17 “Sun position”

DPT

341 : , , **4** **14.007** ( )

4 k

342 : , , **4** **14.007** ( )

4 k

343 : , , **2** **9.*2-**

2 k

344 : , , **2** **9.*2-**

2 k

5.18

	Number	Name	Object Function	Description	Group Address	Length	C	R	W	T	U	Data Type	Priority
	351	Wind sensor: Malfunction	Output			1 bit	C	R	-	T	-	switch	Low
	352	Wind sensor: Measurement [m/s]	Output			2 bytes	C	R	-	T	-	speed (m/s)	Low
	353	Wind sensor: Measurement [Beaufort]	Output			1 byte	C	R	-	T	-	wind force scale (0..12)	Low
	354	Wind sensor: Max. query measurement	Input			1 bit	C	-	W	-	-	1-bit, trigger	Low
	355	Wind sensor: Maximum measurement [m/s]	Output			2 bytes	C	R	-	T	-	speed (m/s)	Low
	356	Wind sensor: Maximum measurement [Beaufort]	Output			1 byte	C	R	-	T	-	wind force scale (0..12)	Low
	357	Wind sensor: Max. res											

5.18 “Wind measurement”

					DPT
351	:		, ,	**1**	**1.001**
	k 1-- 0--				
352	: /		, ,	**2**	**9.005 (/)**
	/ k				
353	:		, ,	**1**	**20.014** **(0...12)**
	k				
354	: , .		,	**1**	**1.017**
	1 KNX k				
355	:		, ,	**2**	**9.005 (/)**

	/				
m/s k					
356	:		, ,	**1**	**20.014** **(0...12)**
k					
357	: .		,	**1**	**1.017**
k					

5.18 “Wind measure”

5.19



5.19 “Wind threshold values”

DPT

361 **1:** **/** **, , , 2** **9.005**

		1	0	1	s k
365	**1:**		**, ,**	**1**	**1.001**
				1	
Output is at(TV=threshold value)(SD=Switching distance) k					
366	**1:**		**,**	**1**	**1.001**
/ k 1-- 0--					

5.19 “Wind threshold values”

5.20

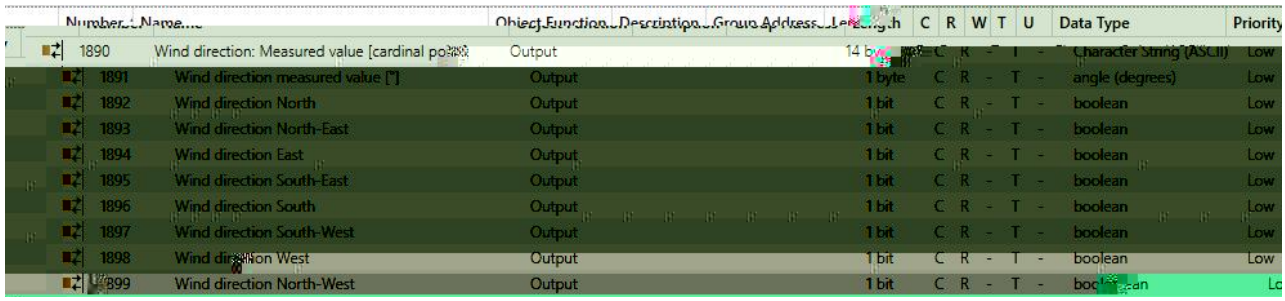

Number	Name	Object Function	Description	Group Address	Length	C	R	W	T	U	Data Type	Priority
1890	Wind direction: Measured value [cardinal po	Output			14 by	C	R	-	T	-	Character String (ASCII)	Low
1891	Wind direction measured value [°]	Output			1 byte	C	R	-	T	-	angle (degrees)	Low
1892	Wind direction North	Output			1 bit	C	R	-	T	-	boolean	Low
1893	Wind direction North-East	Output			1 bit	C	R	-	T	-	boolean	Low
1894	Wind direction East	Output			1 bit	C	R	-	T	-	boolean	Low
1895	Wind direction South-East	Output			1 bit	C	R	-	T	-	boolean	Low
1896	Wind direction South	Output			1 bit	C	R	-	T	-	boolean	Low
1897	Wind direction South-West	Output			1 bit	C	R	-	T	-	boolean	Low
1898	Wind direction West	Output			1 bit	C	R	-	T	-	boolean	Low
1899	Wind direction North-West	Output			1 bit	C	R	-	T	-	boolean	Low

5.20 “Wind direction”

					DPT
1890	**:**		**14**	**, ,**	**16.000** ( )
k					
1891	**-**		**1**	**, ,**	**5.003** ( )
- k					
1892			**1**	**, ,**	**1.002**
North(0-) if active, send: k					
1893	**-**		**1**	**, ,**	**1.002**
North-East(45-) if active, send: k					
1894			**1**	**, ,**	**1.002**
East(90-) if active, send: k					
1895	**-**		**1**	**, ,**	**1.002**

South East(135-) if active, send:

k

1896		**1**	, ,	**1.002**

South(180-) if active, send: k

1897	**-**	**1**	, ,	**1.002**

South-West(225-) if active, send:

k

1898		**1**	, ,	**1.002**

West(270-) if active, send: k

1899	**-**	**1**	, ,	**1.002**

North-West(315-) if active, send:

k

5.21

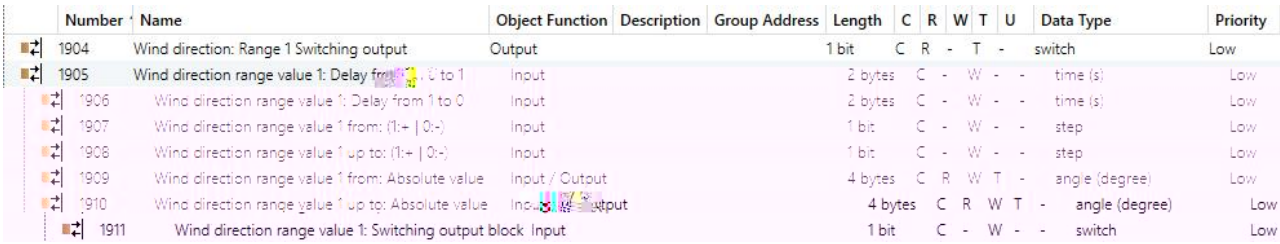

Number	Name	Object Function	Description	Group Address	Length	C	R	W	T	U	Data Type	Priority
1904	Wind direction: Range 1 Switching output	Output			1 bit	C	R	-	T	-	switch	Low
1905	Wind direction range value 1: Delay fr... 0 to 1	Input			2 bytes	C	-	W	-	-	time (s)	Low
1906	Wind direction range value 1: Delay from 1 to 0	Input			2 bytes	C	-	W	-	-	time (s)	Low
1907	Wind direction range value 1 from: (1:+ | 0:-)	Input			1 bit	C	-	W	-	-	step	Low
1908	Wind direction range value 1 up to: (1:+ | 0:-)	Input			1 bit	C	-	W	-	-	step	Low
1909	Wind direction range value 1 from: Absolute value	Input / Output			4 bytes	C	R	W	T	-	angle (degree)	Low
1910	Wind direction range value 1 up to: Absolute value	Inp...tput			4 bytes	C	R	W	T	-	angle (degree)	Low
1911	Wind direction range value 1: Switching output block	Input			1 bit	C	-	W	-	-	switch	Low

5.21 “Wind direction ranges”

					DPT
1904	**: 1**		**1**	**, ,**	**1.001**
		1			
Output is at(TV=threshold value)(SD=Switching distance) k					
1905	**1: 0 1**		**2**	**,**	**7.005 ( )**
		0 1		1	s k
1906	**1: 1 0**		**2**	**,**	**7.005 ( )**
		1 0		1	s k
1907/ 1908	**1 : (1:+ 0:-)** **1 : (1:+ 0:-)**		**1**	**,**	**1.007**
		1 k			

	1-- 1 0-- 1				
1909/ **1910**	**1 :** **1 :**	**/**	**4**	**, , ,**	**14.007 ( )**
	1 1 k				1
1911	**1:**			**,**	**1.001**
	/ k 1-- 0--				

5.21 “Wind direction ranges”

5.22

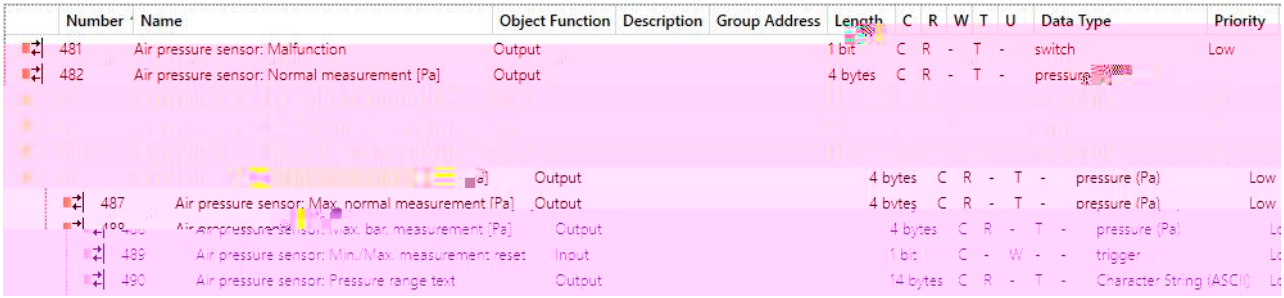

Number	Name	Object Function	Description	Group Address	Length	C	R	W	T	U	Data Type	Priority
481	Air pressure sensor: Malfunction	Output			1 bit	C	R	-	T	-	switch	Low
482	Air pressure sensor: Normal measurement [Pa]	Output			4 bytes	C	R	-	T	-	pressure	
		Output			4 bytes	C	R	-	T	-	pressure (Pa)	Low
487	Air pressure sensor: Max. normal measurement [Pa]	Output			4 bytes	C	R	-	T	-	pressure (Pa)	Low
	Air pressure sensor: Max. bar. measurement [Pa]	Output			4 bytes	C	R	-	T	-	pressure (Pa)	Lo
489	Air pressure sensor: Min./Max. measurement reset	Input			1 bit	C	-	W	-	-	trigger	Lo
490	Air pressure sensor: Pressure range text	Output			14 bytes	C	R	-	T	-	Character String (ASCII)	Lo

5.22 “Pressure measured value”

					DPT
481	:		**1**	, ,	**1001**
	k 1-- 0--				
482	:		**4**	, ,	**14.058** ( )
	k				
483	:		**4**	, ,	**14.058** ( )
	k				
484	: ./ .		**1**	,	**1.017**
	/ 1 KNX /				

k					
485	: .		**4**	, ,	**14.058** ( )
Pa k					
486	: .		**4**	, ,	**14.058** ( )
Pa k					
487	: .		**4**	, ,	**14.058** ( )
Pa k					
488	: .		**4**	, ,	**14.058** ( )
Pa k					
489	: ./ .		**1**	,	**1.017**
/ k					
490	:		**14**	, ,	**16.000** ( )
k					

5.22 “Pressure measured value”

		Name	Object Function	Description	Group Address	Length	C	R	W	T	U	Data Type	Priority
		Air pressure threshold value 1: Absolute value	Input / Output			4 bytes	C	R	W	T	-	pressure (Pa)	Low
	492	Air pressure threshold value 1: (1:+ | 0:-)	Input			1 bit	C	-	W	-	-	step	Low
	493	Air pressure threshold value 1: Delay from 0 to 1	Input			2 bytes	C	-	W	-	-	time (s)	Low
	494	Air pressure threshold value 1: Delay from 1 to 0	Input			2 bytes	C	-	W	-	-	time (s)	Low
	495	Air pressure threshold value 1: Switching output	Output			1 bit	C	R	-	T	-	switch	Low
	496	Air pressure TLV 1: Switching output block	Input			1 bit	C	-	W	-	-	switch	Low

5.23 “Pressure threshold value”

DPT

491 **/** **4** **, , ,** **14.058** **( )**

1:

1 1

: 1 k

492 **1** ,

1: (1:+ 0:-)

	1:				
1 Output is at(TV=threshold value)(SD=Switching distance) k					
496	**1:**		**1**	**,**	**1.001**
/ k 1-- 0--					

5.23 “Pressure threshold value”

5.24

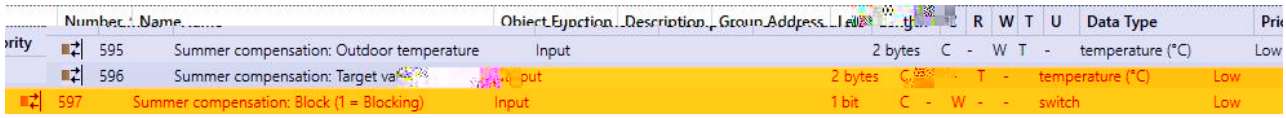

5.24 “Summer compensation”

					DPT
595	:		**2**	, ,	**9.001** ( )
k					
596	:		**2**	, ,	**9.001** ( )
k					
597	: (1)		**1**	,	**1.001**
/ k 1-- 0--					

5.24 “Summer compensation”

5.25

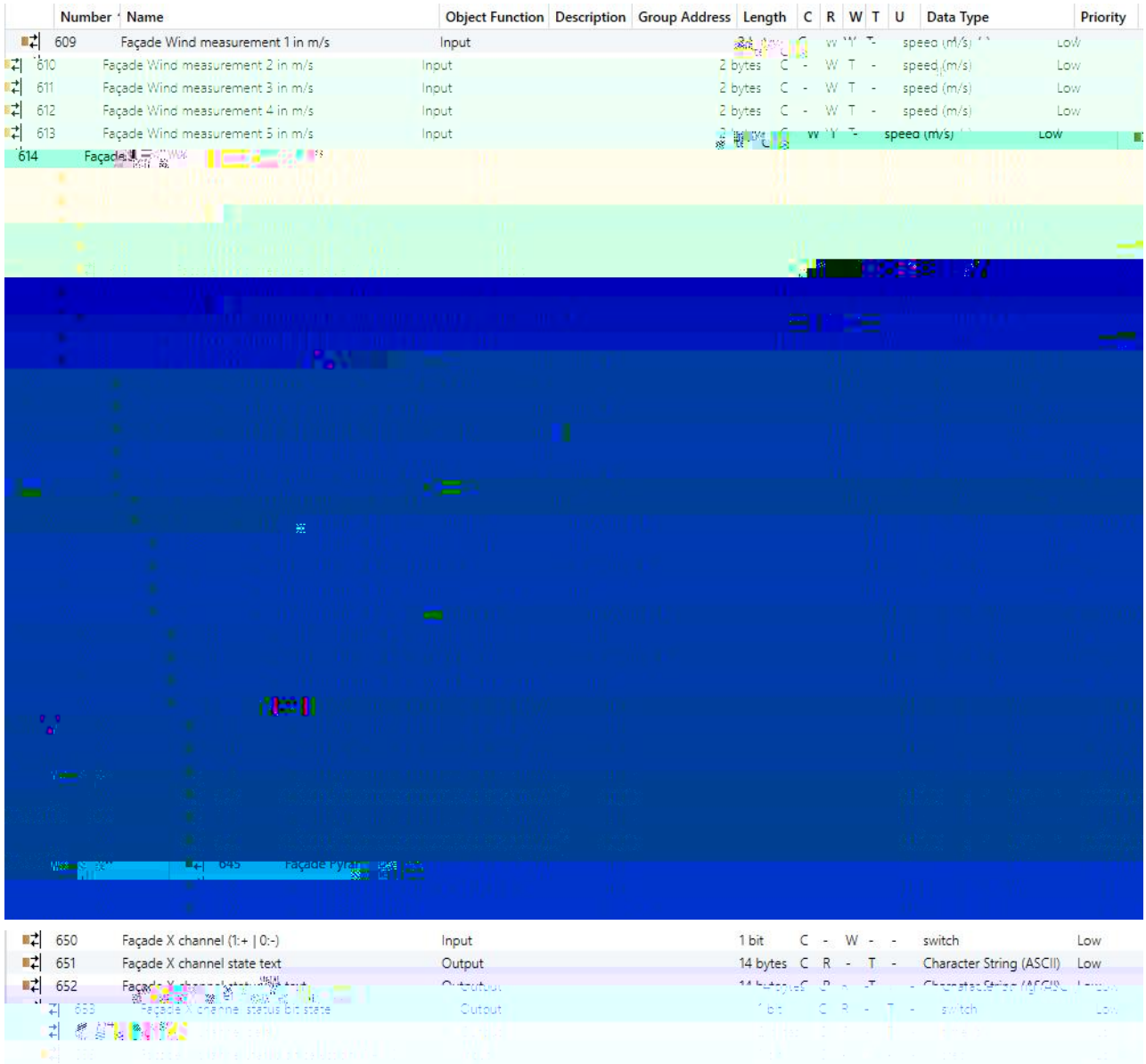
Number
Name
Object Function
Description
Group Address
Length
C
R
W
T
U
Data Type
Priority
609 Façade Wind measurement 1 in m/s Input
610 Façade Wind measurement 2 in m/s Input 2 bytes C - W T - speed (m/s) Low
611 Façade Wind measurement 3 in m/s Input 2 bytes C - W T - speed (m/s) Low
612 Façade Wind measurement 4 in m/s Input 2 bytes C - W T - speed (m/s) Low
613 Façade Wind measurement 5 in m/s Input speed (m/s) Low
614 Façade
650 Façade X channel (1:+ | 0:-) Input 1 bit C - W - - switch Low
651 Façade X channel state text Output 14 bytes C R - T - Character String (ASCII) Low
652 Façade
653 Output

656	Façade Wind simulation in m/s	Input	2 bytes	C	R	W	-	-	speed (m/s)	Low
657	Façade Wind ext. blocking simulation (1: active)	Input	1 bit	C	R	W	-	-	switch	Low
[illegible]	Façade Wind alarm simulation (1: active)	Input	1 bit	C	R	W	-	-	switch	Low
659	Façade Rain simulation (1: active)	Input	1 bit	C	R	W	-	-	switch	Low
660	Façade Outdoor temperature in °C simulation	Input	2 bytes	C	R	W	-	-	temperature (°C)	Low
661	Façade Indoor temperature in °C simulation	Input	2 bytes	C	R	W	-	-	temperature (°C)	Low
662	Façade Brightness in Lux simulation	Input	2 bytes	C	R	W	-	-	lux (Lux)	Low
663	Façade Sun intensity simulation in watts/m²	Input	2 bytes	C	R	W	-	-	power density (W/m²)	Low
[illegible]	Façade Date simulation	Input	3 bytes	C	R	W	-	-	date	Low
[illegible]	Façade Time simulation	Input	3 bytes	C	R	W	-	-	time of day	Low
666	Façade Direction of the sun simulation in °, date & ti...	Output	4 bytes	C	R	-	T	-	angle (degree)	Low
667	Façade Height of the sun simulation in °, date & time	Output	4 bytes	C	R	-	T	-	angle (degree)	Low
668	Façade Direction of the sun simulation in °	Input	4 bytes	C	R	W	-	-	angle (degree)	Low
669	Façade Height of the sun simulation in °	Input	4 bytes	C	R	W	-	-	angle (degree)	Low
[illegible]	Façade Reset simulation (1: reset)	Input	1 bit	C	-	W	-	-	switch	Low
671	Façade Sun angle mode simulation (1: On | 0: Off)	Input	1 bit	C	R	W	-	-	switch	Low

Number	Name	Object Function	Description	Group Address	Length	C	R	W	T	U	Data Type	Priority
672	Façade 1 simulation (1: On | 0: Off)	Input			1 bit	C	R	W	-	-	switch	Low
673	Façade 1 block (1 = Block | 0 = Release)	Input			1 bit	C	-	W	-	-	switch	Low
674	Façade 1 safety (1: On | 0: Off)	Output			1 bit	C	R	-	T	-	switch	Low
675	Façade 1 wind extension block (1: On | 0: Off)	Input			1 bit	C	-	W	-	-	switch	Low
676	Façade 1 wind extension block TLV in m/s	Input			2 bytes	C	R	W	T	-	speed (m/s)	Low
677	Façade 1 wind extension block TLV (1:+ | 0:-)	Input			1 bit	C	-	W	-	-	step	Low
678	Façade 1 wind ext. block status (1: On | 0: Off)	Output			1 bit	C	R	-	T	-	switch	Low
679	Façade 1 wind alarm (1: On | 0: Off)	Input			1 bit	C	-	W	-	-	switch	Low
680	Façade 1 wind alarm threshold value in m/s	Input			2 bytes	C	R	W	T	-	speed (m/s)	Low
681	Façade 1 wind alarm threshold value (1:+ | 0:-)	Input			1 bit	C	-	W	-	-	step	Low
682	Façade 1 wind alarm status (1: On | 0: Off)	Output			1 bit	C	R	-	T	-	switch	Low
683	Façade 1 frost alarm status (1: On | 0: Off)	Output			1 bit	C	R	W	T	-	switch	Low
684	Façade 1 rain automation (1: activated)	Input			1 bit	C	R	W	-	-	switch	Low
[illegible]												
698	Façade 1 pyranometer (1: activated)	Input			1 bit	C	R	W	-	-	switch	Low
699	Façade 1 pyranometer in W/m²	Input/Output			2 bytes	C	R	W	T	-	power density (W/m²)	Low
[illegible]												
702	Façade 1 indoor temperature in °C	Input			2 bytes	C	-	W	T	-	temperature (°C)	Low
703	Façade 1 indoor temperature block (1: activated)	Input			1 bit	C	R	W	-	-	switch	Low
704	Façade 1 indoor temperature Block in °C	Input/Output			2 bytes	C	R	W	T	-	temperature (°C)	Low
705	Façade 1 indoor temp. Block in °C (1:+ | 0:-)	Input			1 bit	C	-	W	-	-	step	Low
706	Façade 1 indoor temp. blk status (1: On | 0: Off)	Output			1 bit	C	R	-	T	-	switch	Low

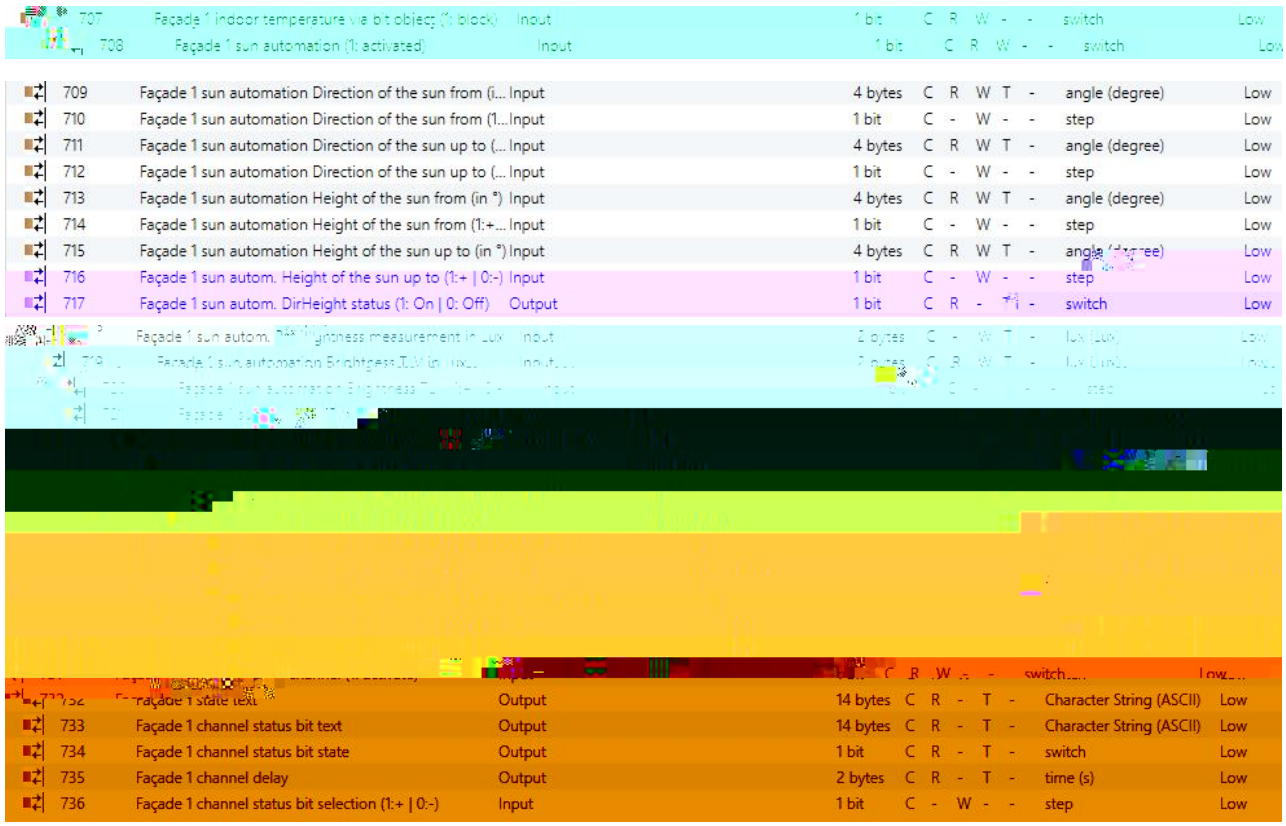

5.25 “Facades”

					DPT
609/.../ 620	**1/../12 /**		**2**	**, ,**	**9.005 (/)**
			k		
621	**.**	**/**	**2**	**, , ,**	**7.006 ( )**
			k		
622	**. (1:+ 0:-)**		**1**	**,**	**1.007**
				min k	

	1-- 0--				
623	.	/	**2**	, , ,	**7.006 ( )**
					k
624	. **(1:+ 0:-)**		**1**	,	**1.007**
			k		
	1-- 0--				
625		/	**2**	, , ,	**9.004 ( )**
	Lux k				
626	**(1:+ 0:-)**		**1**	,	**1.007**
	k				
	1-- 0--				
627	**(-)**		**2**	, ,	**9.001 ( )**
	k				

628		**/**	**2**	**, , ,**	**9.001 ( )**
	°C k				
629	**- (1:+ 0:-)**		**1**	**,**	**1.007**
	k 1-- 0--				
630		**/**	**2**	**, , ,**	**9.001 ( )**
	, k				
631	**(1:+ 0:-)**		**1**	**,**	**1.007**
	, k 1-- 0--				
632		**/**	**2**	**, , ,**	**7.007 ( )**

h k

633 **1** , **1.007**

(1:+ 0:-)

h k

1--

0--

634 **/ 2** , , , **9.001** ( )

℃ k

635 **1** , **1.007**

(1:+ 0:-)

℃ k

1--

0--

636 *V **/ 2** , , , **7.007** ( )

□ □ □

1-- 0--					
638/.../645	**1/.../4 /**		**2 4**	**, ,**	**9.022 (/ 2) 14.005**
W/m² k					
648	**(1:)**		**1**	**, ,**	**1.001**
1 k					
649			**14**	**, ,**	**16.000 ( )**
k k					
650	**(1:+ 0:-)**		**1**	**,**	**1.001**
1 12 / k k 649 651 k 1-- 0--					
651			**14**	**, ,**	**16.000 ( )**
4.25 Facades Texts that are output with object “Facade X channel state text” k					

652			**14**	, ,	**16.000** ( )
4.25 Facades Texts that are output with object “Facade X channel state bit text” k					
653			**1**	, ,	**1.001**
k Analysis of the facade status release object k					
654			**2**	, ,	**7.005** ( )
k / k					
655	**(1:+ 0:-)**		**1**	,	**1.007**
652 653 k 652 653 k 1-- 0--					
656	**/**		**2**	, ,	**9.005** (/)
m/s k					
657	**(1:)**		**1**	, ,	**1.001**
1 k					

k

658 **1** , , **1.001**

(1:)

1

k

659 **(1:)** **1** , , **1.001**

k

665 **3** , , **10.001**

k

666 **4** , , **14.007** ( )

-, &

/ 1 k 1— 0—					
673	**1**		**1**	**, ,**	**1.001**
/ 1 k 1-- 0--					
674	**1 (1: 0:)**		**1**	**, ,**	**1.001**
1 k 1-- 0--					
675	**1 (1: 0:)**		**1**	**,**	**1.001**
/ 1 k 1-- 0--					
676	**1 /**		**2**	**, , ,**	**9.005 (/)**
1 k					

677	**1 (1:+ 0:-)**		**1**	**,**	**1.007**
1 k 1-- 0--					
678	**1 (1: 0:)**		**1**	**, ,**	**1.001**
1 k 1-- 0--					
679	**1 (1: 0:)**		**1**	**,**	**1.001**
/ 1 k 1-- 0--					
680	**1 /**		**2**	**, , ,**	**9.005 (/)**
1 k					
681	**1 (1:+ 0:-)**		**1**	**,**	**1.007**
1 k					

	1-- 0--				
682	**1 (1: 0:)**		**1**	**, ,**	**1.001**
	1 k 48 k 1-- 0--				
683	**1 (1: 0:)**		**1**	**, , ,**	**1.001**
	1 k 48 k 1-- 0--				
684	**1 /**		**1**	**, ,**	**1.001**
	/ 1 k 1-- 0--				
685	**1 (1: 0:)**		**1**	**, ,**	**1.001**

1 k

1--

0--

686 1 / 1 , , 1.001

(1:+ 0:-)

1 k

1--

0--

691 **1** **.** **1** **, ,** **1.001**

(1: 0:)

1 k

1--

0--

692

object k					
695	**1 (1: 0:)**		**1**	**, ,**	**1.001**
1 k 1-- 0--					
696	**1 /**		**1**	**, ,**	**1.001**
/ 1 k Analysis of the heat protection release object k					
697	**1 (1: 0:)**		**1**	**, ,**	**1.001**
1 k 1-- 0--					
698	**1 /**		**1**	**, ,**	**1.001**
/ 1 k Analysis of the pyranometer release object k					
699	**1 / –**	**/**	**2**	**, , ,**	**9.022 (/ 2)**
1					

k					
700	**1 / – (1:+ 0:-)**		**1**	**,**	**1.007**
1 k 1-- 0--					
701	**1 (1: 0:)**		**1**	**, ,**	**1.001**
1 k 1-- 0--					
702	**1 -**		**2**	**, ,**	**9.001 ( )**
1 k					
703	**1 / .**		**1**	**, ,**	**1.001**
/ 1 k Analysis of the indoor temperature blocking release object k					
704	**1 . -**	**/**	**2**	**, , ,**	**9.001 ( )**
1					

k					
705	**1 . -** **(1:+ 0:-)**		**1**	**,**	**1.007**
1 k 1-- 0--					
706	**1 .** **(1: 0:)**		**1**	**, ,**	**1.001**
1 k 1-- 1 0-- 1					
707	**1** **/**		**1**	**, ,**	**1.001**
/ 1 k 1-- 0--					
708	**1 / .**		**1**	**, ,**	**1.001**
/ 1 k 1-- 0--					
709/	**1 .**		**4**	**, , ,**	**14.007 ( )**

711/ **713/** **715/**	**(-)** **1 .** **(-)** **1 .** **1 .** **(-)**				
	1 ° k				
710/ **712/** **714/** **716/**	**1 .** **(1:+ 0:-)** **1 .** **(1:+ 0:-)** **1 .** **(1:+ 0:-)** **1 .** **(1:+ 0:-)**		**1**	**,**	**1.007**
	k 1-- 0--				
717	**1 .** **(1: 0:)**		**1**	**, ,**	**1.001**
	1 1 k				
718	**1 .**		**2**	**, ,**	**9.004 ( )**

1 lux k					
719	**1 .**		**2**	**, , ,**	**9.004 ( )**
1 k					
720	**1 .** **(1:+ 0:-)**		**1**	**,**	**1.007**
1 k 1-- 0--					
721	**1 . .** **(1:)**		**1**	**, ,**	**1.001**
1 k					
722	**1 . .** **(1:)**		**1**	**, ,**	**1.001**
1 k					
723	**1 .**	**/**	**2**	**, , ,**	**7.006 ( )**
min k					
724	**1 .** **(1:+ 0:-)**		**1**	**,**	**1.007**

	1 k 1-- 0--				
725	**1**	**/**	**2**	**, , ,**	**7.005 ( )**
	1 s k				
726	**1** **(1:+ 0:-)**		**1**	**,**	**1.007**
	1 k 1-- 0--				
727	**1 .**	**/**	**2**	**, , ,**	**7.006 ( )**
	1 min k				
728	**1 .** **(1:+ 0:-)**		**1**	**,**	**1.007**
	1 k 1-- 0--				
729	**1**		**1**	**, ,**	**5.001** **(0...100%)**
	1 k				

730	**1**		**1**	**, ,**	**5.001 (0...100%)**
1 k					
731	**1 (1: 0:)**		**1**	**, ,**	**1.001**
/ 1 k 1-- 0--					
732	**1**		**14**	**, ,**	**16.000 ( )**
1 4.25 Facades Texts that are output with object “Facade X channel state text” k					
733	**1**		**14**	**, ,**	**16.000 ( )**
1 4.25 Facades Texts that are output with object “Facade X channel state bit text” k					
734	**1**		**1**	**, ,**	**1.001**
1 k Analysis of the facade status release object k					
735	**1**		**2**	**, ,**	**7.005 ( )**
1 k /					

k					
736	**1** **(1:+ 0:-)**		**1**	**,**	**1.007**
1 732 733 k 732 733 k k 1-- 0--					

5.25 “Facades”

5.26

	Number	Name	Object Function	Description	Group Address	Length	C	R	W	T	U	Data Type	Priority
	1530	Computer 1: Input I1	Input			2 bytes	C	R	W	T	-	pulses difference	Low
	1531	Computer 1: Input I2	Input			2 bytes	C	R	W	T	-	pulses difference	Low
	1532	Computer 1: Input I3	Input			2 bytes	C	R	W	T	-	pulses difference	Low
	1533	Computer 1: Output O1	Output			1 bit	C	R	-	T	-	switch	Low
	1534	Computer 1: Output O2	Output			1 bit	C	R	-	T	-	switch	Low
	1535	Computer 1: Condition text	Output			14 bytes	C	R	-	T	-	Character String (ASCII)	Low
	1536	Computer 1: Monitoring status	Output			1 bit	C	R	-	T	-	switch	Low
	1537	Computer 1: Block (1: block)	Input			1 bit	C	-	W	-	-	switch	Low

5.26 “Computer”

DPT

1530/.../ 1: 1/2/3 4 , , ,

1532

1

□ □□ □□□□

1537	**1: (1:)**		**1**	**,**	**1.001**
	/ k 1-- 0--				

5.26 “Computer”

5.27



Number	Name	Object Function	Description	Group Address	Length	C	R	W	T	U	Data Type	Priority
1600	Weekly time switch period 1: Switch-on time	Input			3 bytes	C	R	W	T	-	time of day	Low
1601	Weekly time switch period 1: Switch-off time	Input			3 bytes	C	R	W	T	-	time of day	Low
1602	Weekly time switch period 1: Switching output	Output			1 bit	C	R	-	T	-	switch	Low
1603	Weekly time switch period 1: 8-bit output	Output			1 byte	C	R	-	T	-	counter pulses (0..255)	Low

5.27 “Week time switch”

					DPT
1600	**1:** **-**		**, , ,**	**3**	**10.001**
1 1 1 k					
1601	**1:**		**, , ,**	**3**	**10.001**
1 1 1 k					
1602	**1:**		**, ,**	**1**	**1.001**
1 1 1 0 k					
1603	**1: 8-**		**, ,**	**1**	**5.010** **(0...255)**
8bit k					

5.27 “Week time switch”

5.28

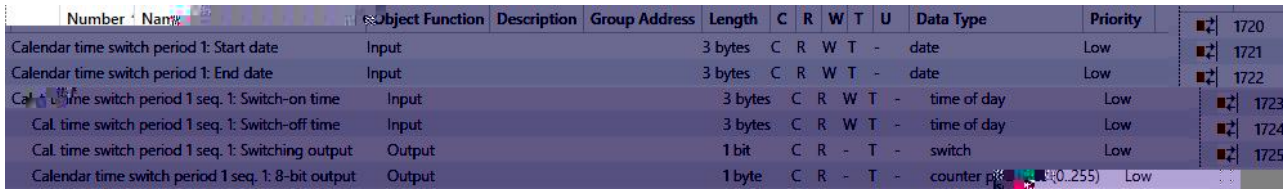

5.28 “Calendar time switch”

					DPT
1720	**1:**		**3**	**, , ,**	**11.001**
1 k					
1721	**1:**		**3**	**, , ,**	**11.001**
1 k					
1722	**1** **1: -**		**3**	**, , ,**	**10.001**
1 1 k					
1723	**1** **1:**		**3**	**, , ,**	**10.001**
1 1					

			k		
1724	**1** **1:**		**1**	**, ,**	**1.001**
	1 1 0 k				1
1725	**1** **1: 8-**		**1**	**, ,**	**5.010** **(0...255)**
	8bit k				

5.28 “Calendar time switch”

5.29

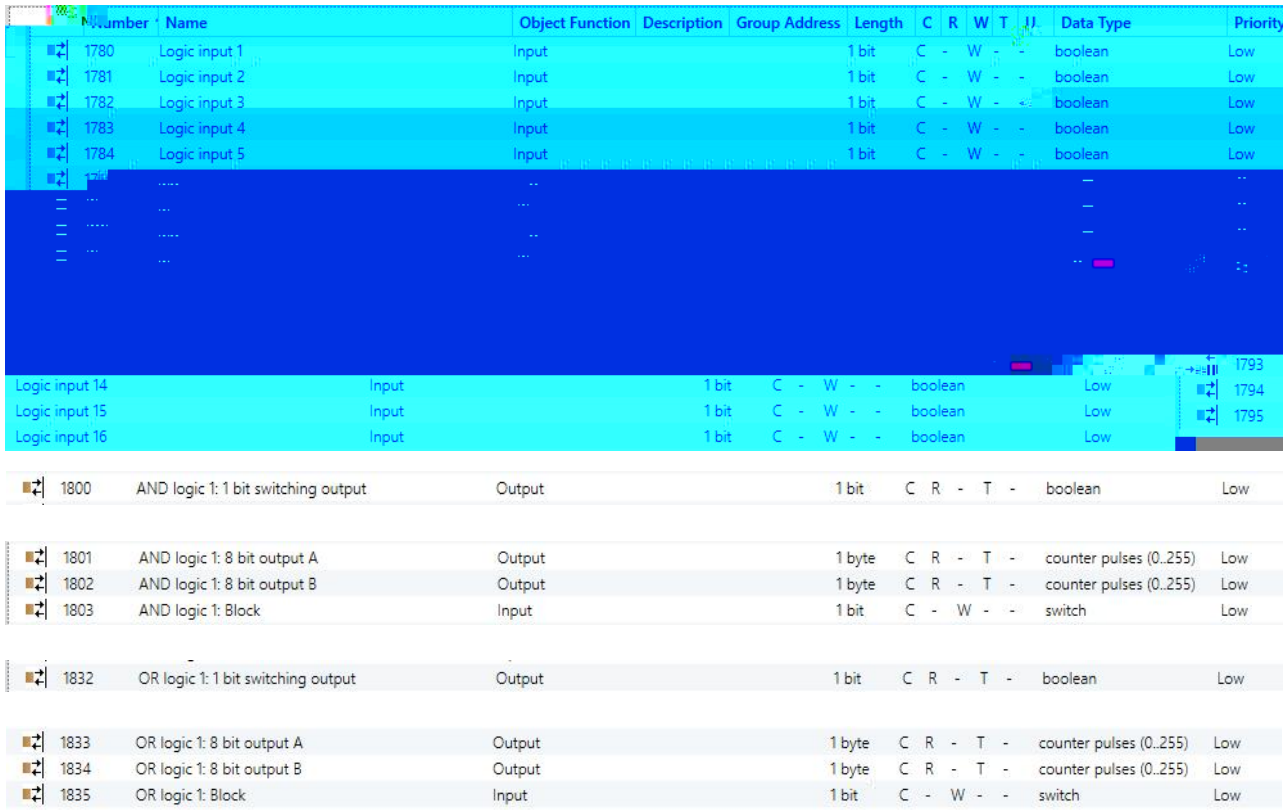

Number	Name	Object Function	Description	Group Address	Length	C	R	W	T	U	Data Type	Priority
1780	Logic input 1	Input			1 bit	C	-	W	-	-	boolean	Low
1781	Logic input 2	Input			1 bit	C	-	W	-	-	boolean	Low
1782	Logic input 3	Input			1 bit	C	-	W	-	-	boolean	Low
1783	Logic input 4	Input			1 bit	C	-	W	-	-	boolean	Low
1784	Logic input 5	Input			1 bit	C	-	W	-	-	boolean	Low
1793	Logic input 14	Input			1 bit	C	-	W	-	-	boolean	Low
1794	Logic input 15	Input			1 bit	C	-	W	-	-	boolean	Low
1795	Logic input 16	Input			1 bit	C	-	W	-	-	boolean	Low
1800	AND logic 1: 1 bit switching output	Output			1 bit	C	R	-	T	-	boolean	Low
1801	AND logic 1: 8 bit output A	Output			1 byte	C	R	-	T	-	counter pulses (0..255)	Low
1802	AND logic 1: 8 bit output B	Output			1 byte	C	R	-	T	-	counter pulses (0..255)	Low
1803	AND logic 1: Block	Input			1 bit	C	-	W	-	-	switch	Low
1832	OR logic 1: 1 bit switching output	Output			1 bit	C	R	-	T	-	boolean	Low
1833	OR logic 1: 8 bit output A	Output			1 byte	C	R	-	T	-	counter pulses (0..255)	Low
1834	OR logic 1: 8 bit output B	Output			1 byte	C	R	-	T	-	counter pulses (0..255)	Low
1835	OR logic 1: Block	Input			1 bit	C	-	W	-	-	switch	Low

5.29 “Logic”

					DPT
1780/.../1795	**1/.../16**		**,**	**1**	**1.002**
Input 1/.../16 k					
1800	**1: 1-**		**, ,**	**1**	**1.002**
1 1bit k					

1801/1802	**1: 8- /**		**, ,**	**1**	**5.001**	**(0...100%)**
	1	8bit	k			
1803	**1:**		**,**	**1**	**1.001**	
	/ 1 k 1-- 0--					
1832	**1: 1-**		**, ,**	**1**	**1.002**	
	1	1bit	k			
1833/1834	**1: 8- /**		**, ,**	**1**	**5.001**	**(0...100%)**
	1	8bit	k			
1835	**1:**		**,**	**1**	**1.001**	
	/ 1 k 1-- 0--					

5.29 “Logic”